

1418 Series Two Door Freestanding Enclosures - NEMA 12

Single or Dual Access

Industrial Enclosures

Freestanding Enclosures



**Panel
Sold
Separately**



Application

- Designed to house electrical, electronic, hydraulic or pneumatic controls with provision for panel mounting or rack mounting of equipment.
- Provides a degree of protection from falling dirt, dust, oil and water.
- Available with front access only or both front and rear access.
- A variety of inner panels, rack mounting angles and swing frames are available to provide flexibility in equipment mounting.

Standards

- UL 508 Type 12
- CSA Type 12
- **Complies with**
 - NEMA Type 12
 - IEC 60529, IP65

Construction

- Formed 12 gauge steel (10 gauge on back of single access enclosures).
- Smooth, continuously welded seams without knockouts, cutouts or holes.
- Stiffeners on the rear of the enclosure provide rigidity. (Single access)
- Lifting eyes provide for easy enclosure handling.
- Doors are supported with heavy gauge continuous hinges.
- Doors are secured with a three point latch and operated with a key locking automotive type handle.
- Latch rods are equipped with rollers for easier door closing.
- Oil resistant gaskets are permanently secured and mechanically retained.
- Mounting channels are welded on the inside of the enclosure for mounting of optional inner panels or rack equipment rails.
- A bonding stud is provided on the door and a grounding stud is provided in the enclosure for each door.
- A literature pocket is provided for the inside of the door (Two pockets are provided for dual access units).

Finish

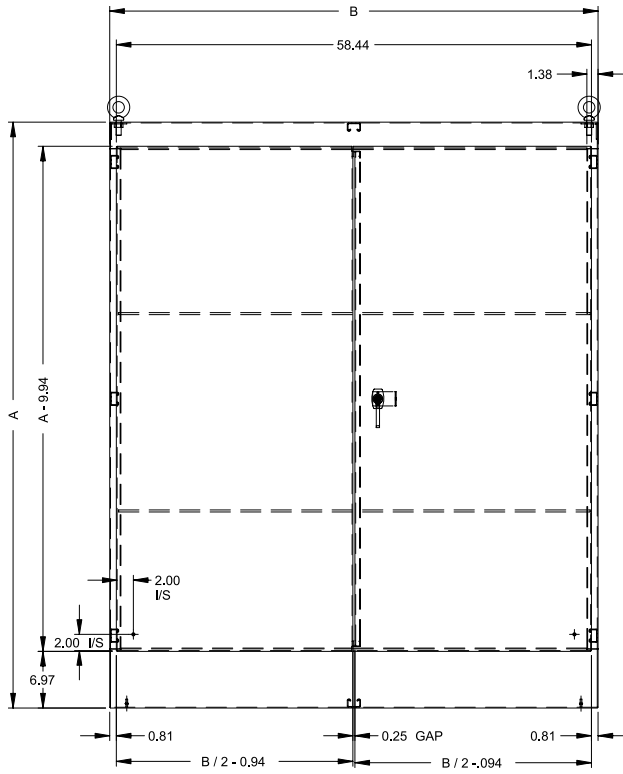
- Cover and enclosure are finished in recoatable smooth ANSI 61 gray powder coating on the outside, with white powder coating on the inside.
- Optional inner panels, rails, frames and supports are finished in white powder coating.

Accessories

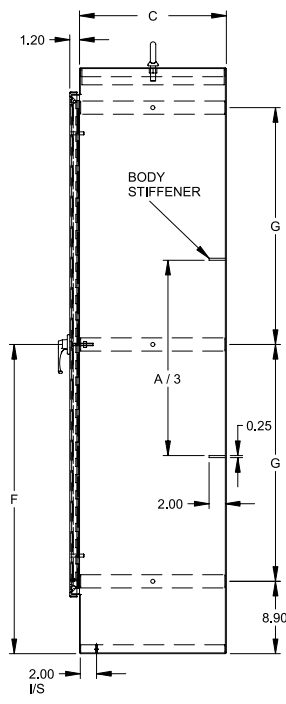
- Air conditioners...*see page 387-405*
- Blowers...*see page 406*
- Breather kits...*see page 423*
- Center panel support...*see page 48*
- Door stop kits...*see page 447*
- Drip shield kits...*see page 447*
- Enclosure stabilizers...*see page 451*
- Filter fans...*see page 408-413*
- Floor stand kits...*see page 448*
- Gland plates...*see page 441*
- Heaters...*see page 418-420*
- Inner Panels...*see page 48*
- Light kit...*see page 447*
- Louvered ventilating plates...*see page 450*
- Thermostats...*see page 421*
- Window kits...*see page 444*

1418 Series Two Door Freestanding Enclosures - NEMA 12

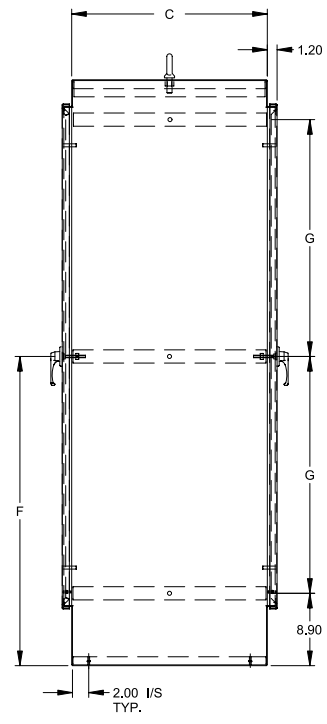
Single or Dual Access



Single or Dual Access - Front View



Single Access - Side View



Dual Access - Side View

Note: 4 eyebolts are provided for 36.06" deep enclosures (both dual and single access)

Single Access

Part No.	A	B	C	F	G	Optional Full Panel ¹	Ship Wt. lbs.
1418AW18	60.06	48.06	18.06	32.03	23.13	60AWFW	550
1418ZW18	72.06	48.06	18.06	38.03	29.13	72ZWFW	575
1418ZX18	72.06	60.06	18.06	38.03	29.13	72ZXFW	625
1418ZY18	72.06	72.06	18.06	38.03	29.13	72ZYFW	700
1418BW20	90.06	48.06	20.06	47.03	38.13	90BWFW	650
1418BY20	90.06	72.06	20.06	47.03	38.13	90BYFW	900
1418BY24	90.06	72.06	24.06	47.03	38.13	90BYFW	950
1418ZW24	72.06	48.06	24.06	38.03	29.13	72ZWFW	600
1418ZX24	72.06	60.06	24.06	38.03	29.13	72ZXFW	650
1418ZY24	72.06	72.06	24.06	38.03	29.13	72ZYFW	740
1418ZX36	72.06	60.06	36.06	38.03	29.13	72ZXFW	850
1418BY36	90.06	72.06	36.06	47.03	38.13	90BYFW	1100

¹ Refers to Optional Full Height/Full Width Panels. Depth Panels & Half Height Width panels are also available...see page 48.

Dual Access

Part No.	A	B	C	F	G	Optional Full Panel ¹	Ship Wt. lbs.
1418ZWD24	72.06	48.06	24.06	38.03	29.13	72ZWFW	625
1418ZXD24	72.06	60.06	24.06	38.03	29.13	72ZXFW	650
1418ZYD24	72.06	72.06	24.06	38.03	29.13	72ZYFW	725
1418BYD24	90.06	72.06	24.06	47.03	38.13	90BYFW	1000
1418ZXD36	72.06	60.06	36.06	38.03	29.13	72ZXFW	900

¹ Refers to Optional Full Height/Full Width Panels. Depth Panels & Half Height Width panels are also available...see page 48.

Industrial Enclosures Freestanding Enclosures