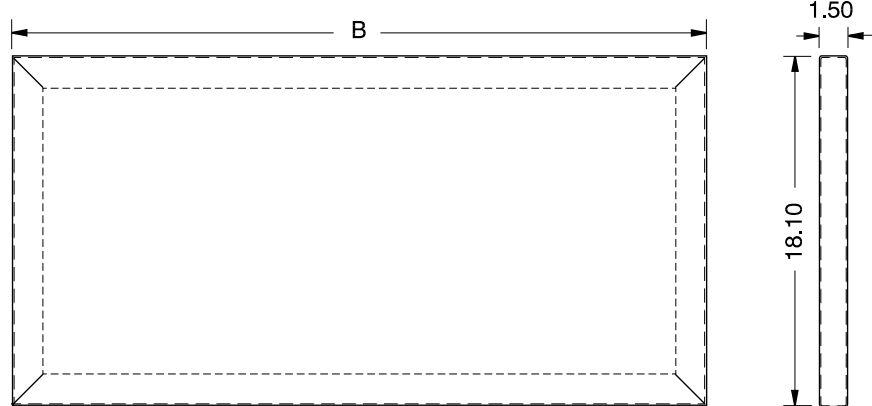



# Series 2000 Modular Console System - NEMA 12, 4, 4X

## External Components/Internal Accessories

Operator Interface Enclosure

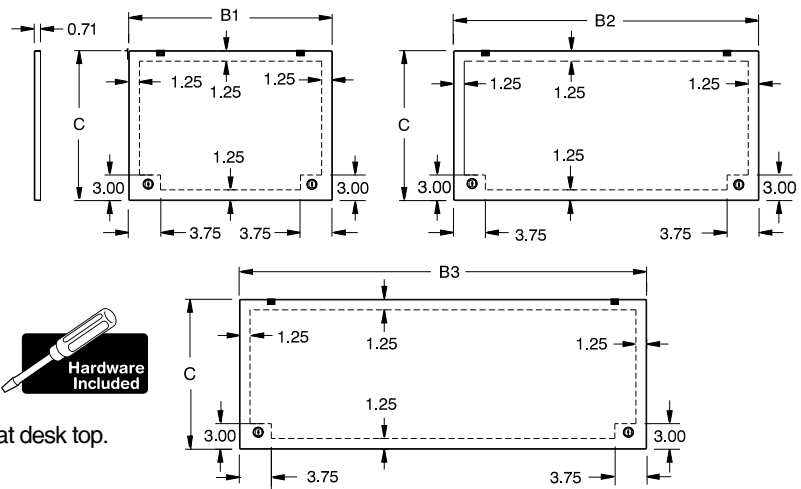



### Base Cover

- Should be used to close top opening (of either single or dual access) base when no other components are mounted on the base's top.
- Constructed of 14 gauge steel.
- Available beige, gray and stainless steel.
- Can also be used on the underside of a Standard Desk Unit, Standard Turret and Data Terminal.

RAL 7032 Beige Part No.	ANSI 61 Gray Part No.	Stainless Steel Part No.	B
2CRBC2436	2CPBC2436	2CSBC2436	24
2CRBC3636	2CPBC3636	2CSBC3636	36
2CRBC4836	2CPBC4836	2CSBC4836	48
2CRBC6036	2CPBC6036	2CSBC6036	60

Modular Console System



### Desk Cover

- For use when no turret is used on top of desk.
- Provides a hinged, flat, sturdy desk surface.
- Available for either Standard or Deep desks.
- Constructed of 14 gauge steel.
- Features quarter turn latches for easy access into flat desk top.
- Available in beige, gray and stainless steel.



RAL 7032 Beige Part No.	ANSI 61 Gray Part No.	Stainless Steel Part No.	B1	B2	B3	C
<b>Standard Depth Desk Cover</b>						
2CRDC2436	2CPDC2436	2CSDC2436	23.75	—	—	16.38
2CRDC3636	2CPDC3636	2CSDC3636	—	35.75	—	16.38
2CRDC4836	2CPDC4836	2CSDC4836	—	—	47.75	16.38
2CRDC6036	2CPDC6036	2CSDC6036	—	—	59.75	16.38
<b>Deep Depth Desk Cover</b>						
2CRDC2443	2CPDC2443	2CSDC2443	23.75	—	—	24.03
2CRDC3643	2CPDC3643	2CSDC3643	—	35.75	—	24.03
2CRDC4843	2CPDC4843	2CSDC4843	—	—	47.75	24.03
2CRDC6043	2CPDC6043	2CSDC6043	—	—	59.75	24.03