
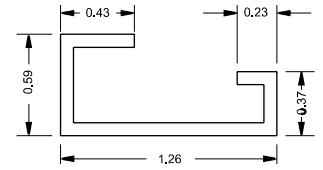


Series 2000 Modular Console System - NEMA 12, 4, 4X Internal Accessories

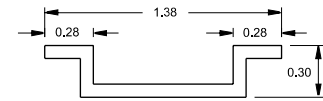


DIN Rails

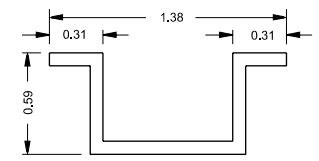
- Field installable.
- Includes a set of 3 plated rails.
- Available in 3 industry standard profiles - DIN 1, DIN 3, and CENELEC.
- DIN Rail Support Kit required...see page 270.
- Rails have a 0.28 x 1.25 oblong slot on each end.



Asymmetric DIN 1 Pro



Symmetric DIN 3 Pro




CENELEC Pro

| Asymmetric DIN1 Profile Part No. | Symmetric DIN 3 Profile Part No. | Cenelec Profile Part No. | Length |
|-------------------------------------|-------------------------------------|-----------------------------|--------|
| 2D1K12 | 2D2K12 | 2DCK12 | 9.25 |
| 2D1K16 | 2D2K16 | 2DCK16 | 13.25 |
| 2D1K20 | 2D2K20 | 2DCK20 | 17.25 |
| 2D1K24 | 2D2K24 | 2DCK24 | 21.25 |
| 2D1K30 | 2D2K30 | 2DCK30 | 27.25 |

For sizing, refer to master selection table...see page 256.


Operator Interface Enclosure



Micro Cell Cable Entry Kit

- For use in Single or Dual Access Bases.
- Constructed of 14 gauge steel.
- Features 2 cutouts for cable access.
- Underside of cutouts covered with black foam rubber, which when punctured for cable access, still maintains a virtually sealed bottom.
- Finished in textured black.

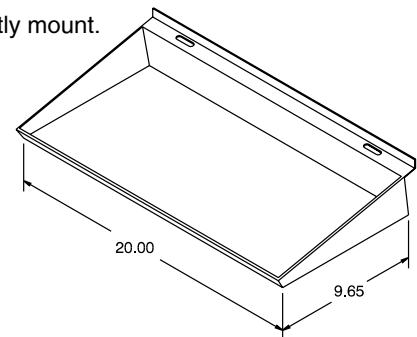
Part No. **2CMBPK**



Mobile Keyboard Support

- Installs easily at any location along front of Desks or Consolet.
- Provides auxiliary or temporary keyboard support.
- 20" width accommodates standard width keyboards.
- Finished in textured black.
- Requires two drilled holes to permanently mount.

Part No. **2CMKS24**



Modular Console System