


Series 2000 Modular Console System - NEMA 12, 4, 4X

Rack Mount Accessories

Operator Interface Enclosure



Panel Width Adaptors

- Used for adapting flat 19" or 23" panels for 24" rack mounting.
- Mounting hardware not included, please order separately.
- 19" sold in pairs, 23" sold individually (only 1 required).
- Available in beige or black.

Panel Height		For 14 Ga. Steel (0.075")
Inches	Units	19" Widths
1.75	1 ²	PBAS19001... ¹
3.50	2 ²	PBAS19003...
5.25	3 ²	PBAS19005...
7.00	4 ²	PBAS19007...
8.75	5 ²	PBAS19008...
10.50	6	PBAS19010...
12.25	7	PBAS19012...
14.00	8	PBAS19014...

¹Specify color code. Beige (CG2) or Black (BK2).

² 23" to 24" adaptors are available in these heights only; substitute "23" for "19" in the part no.



Storage Drawer Kit

- Complete drawer kit with slides and lock.
- Available in 3 depths.
- Rear support brackets included for all depths.
- Available in beige or black.



19" Drawer Kit Part Numbers			Panel Height	
12" Deep Drawer	16" Deep Drawer	22" Deep Drawer	Inches	Units
RDRW1900312... ¹	RDRW1900316... ¹	RDRW1900322... ¹	3.50	2
RDRW1900512...	RDRW1900516...	RDRW1900522...	5.25	3
RDRW1900712...	RDRW1900716...	RDRW1900722...	7.00	4
RDRW1900812...	RDRW1900816...	RDRW1900822...	8.75	5

¹ Specify 3 digit color code. Beige (CG1) or Black (BK1).

For 24" panel width versions, substitute "19" with "24" in the part number.

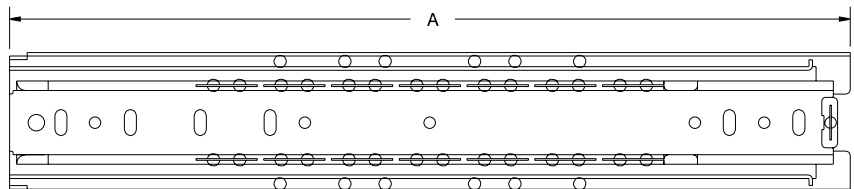
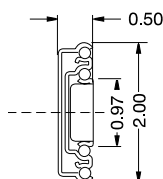
1 unit = 1.75"



Equipment Slides

- Sold in pairs.
- Mounts on combination rail front flange (not included).

Part No.	(A) Length	Weight
		Capacity (Pair)
RSLIDE12	12	120 lb
RSLIDE16	16	130 lb
RSLIDE22	22	120 lb



Modular Console System

Technical references and DXF downloads available at www.hamfmfg.com

All dimensions in inches unless specified otherwise

Quality Enclosures. Service Excellence.