

1488 Series Consolets - NEMA 12, 13

Hinged Cover Consolets

Operator Interface Enclosure



Consolet Enclosures

Application

- Designed for use as electric, hydraulic or pneumatic control and instrument enclosures.
- Ideal for flat or surface mounting/ pedestal to provide the necessary 30° or 60° control slope.
- Provides protection from dirt, dust, oil and water.

Standards

- UL 508 Type 12, 13
- CSA Type 12, 13
- **Complies with**
 - NEMA Type 12, 13
 - IEC 60529, IP54

Construction

- Formed 14 gauge steel.
- Smooth, continuously welded seams.
- Construction provides either 30° or 60° slope on front cover depending on mounting position.
- Continuously hinged cover may be removed by pulling the hinge pin.
- Captive cover screws thread into sealed wells.
- Oil resistant gasket and adhesive.
- A bonding stud is provided on the door and a ground stud is provided on the enclosure.

Finish

- Cover and enclosure are phosphatized and finished in ANSI 61 gray powder coating.

Accessories

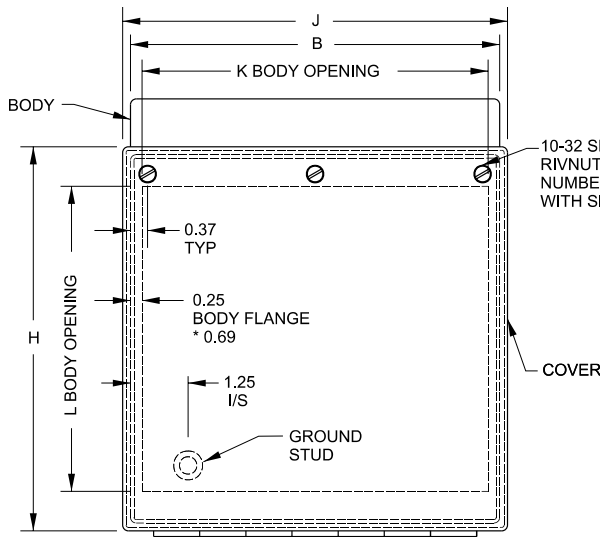
- Pedestals...*see page 449*

1488 Series Consolets - NEMA 12, 13

Hinged Cover Consolets

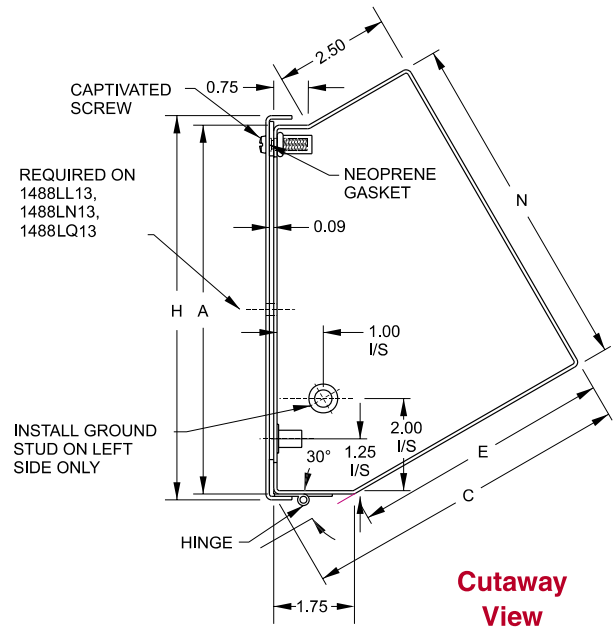
Operator Interface Enclosure

Consolet Enclosures

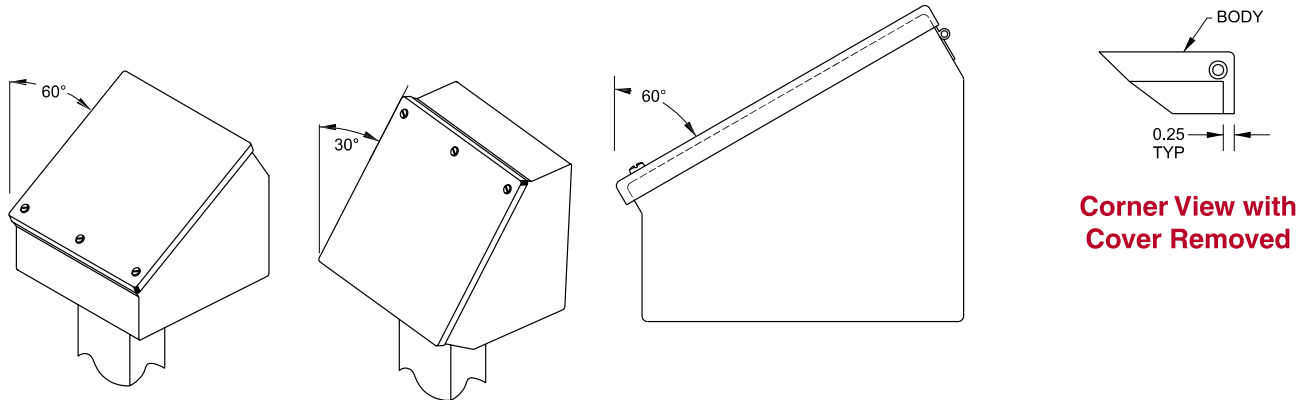


Front View

*Bracketed for 1488LL13, LN13 & LQ13



Cutaway View



Corner View with Cover Removed

Alternate Mounting Positions

Part No.	A	B	C	E	N	L	K	H	J	Ship Wt. lbs.
1488EE7	8	8	7.16	5.64	7.44	6.63	7.50	8.34	8.34	9
1488EH7	8	12	7.16	5.64	7.44	6.63	11.50	8.34	12.34	11
1488EJ7	8	16	7.16	5.64	7.44	6.63	15.50	8.34	16.34	13
1488EL7	8	20	7.16	5.64	7.44	6.63	19.50	8.34	20.34	15
1488HH9	12	12	9.16	7.64	10.90	10.63	11.50	12.34	12.34	16
1488HJ9	12	16	9.16	7.64	10.90	10.63	15.50	12.34	16.34	19
1488HL9	12	20	9.16	7.64	10.90	10.63	19.50	12.34	20.34	24
1488HN9	12	24	9.16	7.64	10.90	10.63	23.50	12.34	24.34	26
1488JJ11	16	16	11.16	9.64	14.37	14.63	15.50	16.34	16.34	26
1488JL11	16	20	11.16	9.64	14.37	14.63	19.50	16.34	20.34	30
1488JN11	16	24	11.16	9.64	14.37	14.63	23.50	16.34	24.34	39
1488JQ11	16	30	11.16	9.64	14.37	14.63	29.50	16.34	30.34	45
1488JS11	16	36	11.16	9.64	14.37	14.63	35.50	16.34	36.34	44
1488LL13	20	20	13.16	11.64	17.83	18.63	18.63	20.34	20.34	37
1488LN13	20	24	13.16	11.64	17.83	18.63	22.63	20.34	24.34	44
1488LQ13	20	30	13.16	11.64	17.83	18.63	28.63	20.34	30.34	47