

# Polycarbonate Modular Enclosures - NEMA 4, 4X


1554 Series - Pushbutton Lift-Off Cover Enclosures, 22 mm and 30.5 mm

Operator Interface Enclosure



Feet Kit

Panel  
Sold  
Separately



Optional Inner Panel

## Standards

- IP66
- NEMA 4, 4X, 12 & 13
- UL94 5V

## Construction

- Electronic instrument enclosures, designed for mounting printed circuit boards or DIN rail mounted components.
- The polycarbonate material carries a UL flammability rating of UL94 5V and is suitable for outdoor use.
- Lid and mounting holes are located outside of the gasket seal.
- Lid is secured with self capturing M4 stainless steel machine screws (included), threaded into integral stainless steel bushings (for repetitive assembly & disassembly).
- Heavy duty 16 gauge galvanized steel panels available (see chart)
- All stainless steel hardware to avoid corrosion caused by dissimilar metals.
- Gasket is factory poured using high temperature U.L. listed - silicone rubber gasket material.
- Gasketed lid with two piece "tongue & groove" construction provides protection against access of oil, dust and water.
- Internal DIN rail mounting tabs.
- Threaded (M3) integral brass inserts & standoffs designed for M3.5 or #6 self tapping screws for P.C. board or inner panel mounting in all but the smallest size.
- Vertical P.C. card guides (for 1.5 mm thick P.C. boards) are molded in all but the smallest size

## Finish

- Color is light gray (RAL 7035)

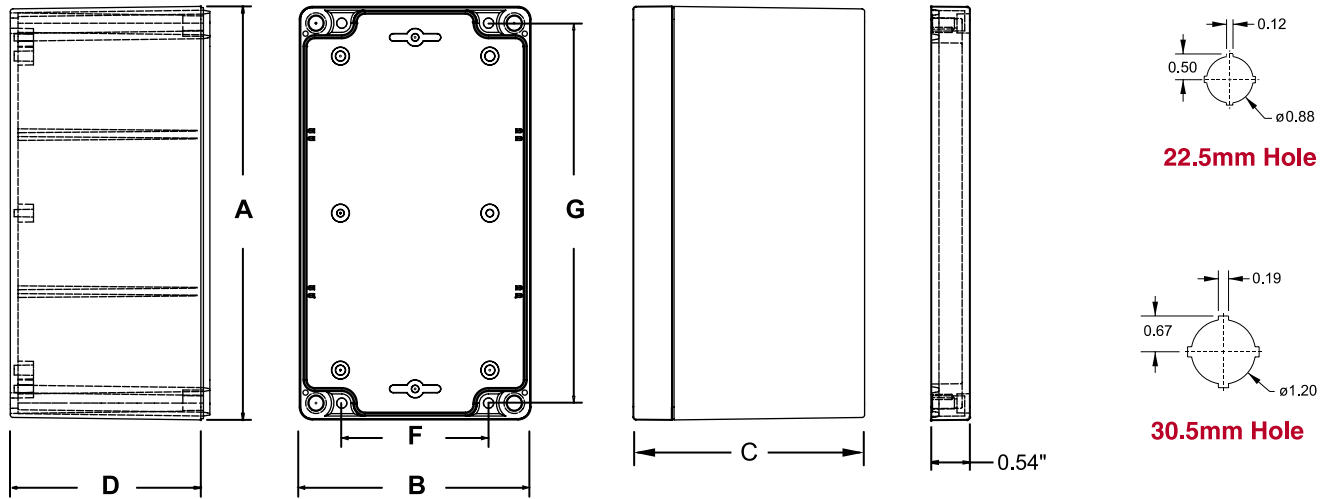
## Optional Inner Panel

- Heavy duty panels for mounting components...see page 313
- Galvanized 16 ga. steel.
- Includes mounting hardware.

Pushbutton Enclosures

# Polycarbonate Modular Enclosures - NEMA 4, 4X

## 1554 Series - Pushbutton Lift-Off Cover Enclosures, 22 mm and 30.5 mm

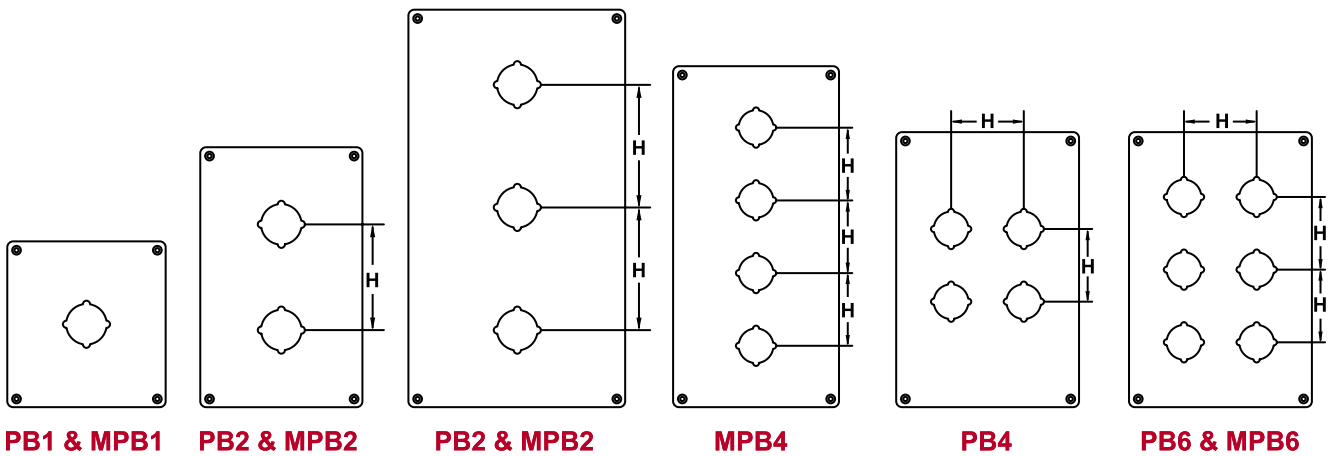


**Body View**

**Lid View**

Operator Interface Enclosure

Pushbutton Enclosures



**PB1 & MPB1**

**PB2 & MPB2**

**PB2 & MPB2**

**MPB4**

**PB4**

**PB6 & MPB6**

Part No.	22 mm	30.5 mm	# of Holes	Units	Overall Depth							22 mm	30.5 mm	Optional Inner Panel Part No.	Units	Dimensions	
					A	B	C	D	F	G	H	H	Length			Width	
<b>1554MPB1</b>	<b>1554PB1</b>		1	inch mm	3.5 90	3.5 90	2.4 60	1.77 45	2.24 57	2.24 57	Center Center	Center Center	<b>1554EPL</b>	inch mm	3.1 79	3.1 79	
<b>1554MPB2</b>	<b>1554PB2</b>		2	inch mm	6.3 160	3.5 90	2.4 60	1.77 45	2.24 57	5.79 147	1.89 48	2.52 64	<b>1554JPL</b>	inch mm	5.8 147	3 76	
<b>1554MPB3</b>	<b>1554PB3</b>		3	inch mm	7.9 200	4.7 120	3.5 90	2.95 75	3.43 87	7.37 187	1.89 48	2.52 64	<b>1554UPL</b>	inch mm	7.6 193	4.2 107	
<b>1554MPB4</b>	<b>1554PB4</b>		4	inch mm	7.9 200	4.7 120	3.5 90	2.95 75	3.43 87	7.37 187	1.89 48	2.52 64	<b>1554UPL</b>	inch mm	7.6 193	4.2 107	
<b>1554MPB6</b>	<b>1554PB6</b>		6	inch mm	9.5 240	6.3 160	3.5 90	2.95 75	5 127	8.93 227	1.89 48	2.52 64	<b>1554UPL</b>	inch mm	9.1 231	5.7 145	

Technical references and DXF downloads available at [www.hamfmfg.com](http://www.hamfmfg.com)

All dimensions in inches unless specified otherwise

**Quality Enclosures. Service Excellence.**