

Packaged Twin Blowers

160 to 470 CFM



Description

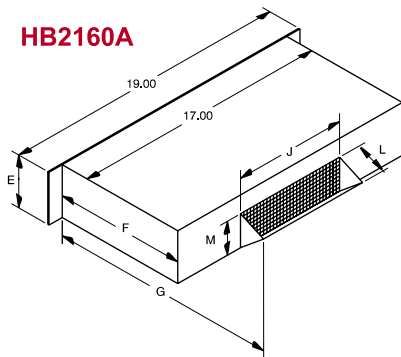
- Each contains a quadruplex centrifugal blower powered by a single precision ball-bearing motor.
- These widely-used Packaged Twin Blowers deliver air from more than 50% of their 17" width.
- Internal neoprene isolation mounts reduce transmission of vibration to the enclosure.
- Can be mounted on panel rails or into a cutout in an enclosure.

Features

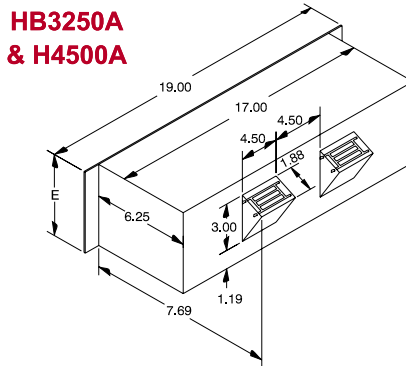
- Capacities: 160 to 470 CFM.
- Heavy-gauge steel enclosures with EIA-notched flanges for rail mounting.
- Attractive 19 inch stainless steel grills.
- UR/CSA approved ball-bearing motors.
- Inlet air cools motor for longer life.
- Permanent filters.
- Exhaust guards included.
- Six foot (minimum) SJTW 3-wire cord.

Accessories

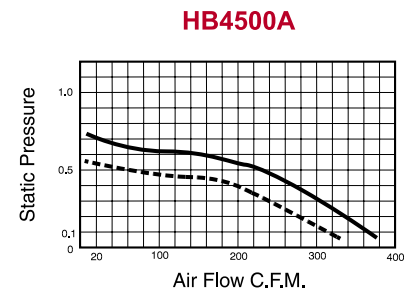
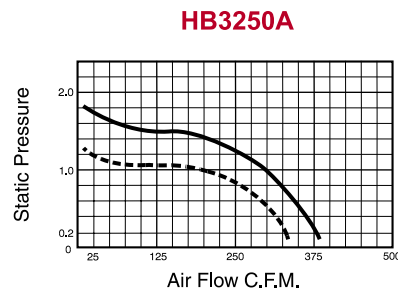
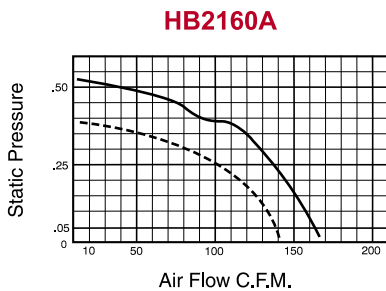
- Filter coat...see page 413



HB2160A



**HB3250A
& H4500A**



— 50 Hz
- - - 60 Hz

Part No.	Free Flow Air Delivery (CFM)	RPM Nominal	Ambient Temp.		Panel Height										Ship Wt.lbs
			Min. F	Max. F	Units	E	F	G	H	J	K	L	M	N	
HB2160A	160	1500	-20	250	2	3.50	8.75	10.50	-	7.50	-	2.25	2.25	-	10
HB3250A	300	3000	-20	250	3	5.25	6.25	7.69	4.50	4.50	0.63	1.88	3.00	1.19	18
HB4500A	470	3250	-20	250	4	7.00	8.25	10.25	4.63	4.75	1.00	2.50	4.00	1.44	23