

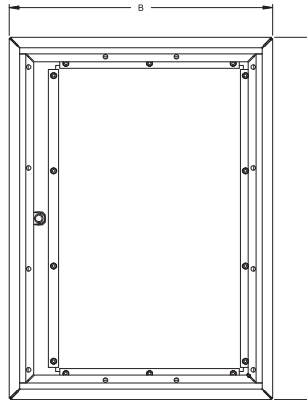
# General Accessories

## Window Kits

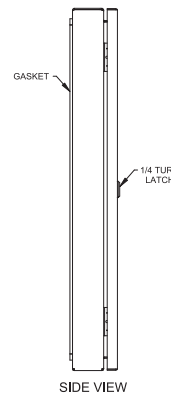
### NEMA 4 Deep Hinged Window Kits



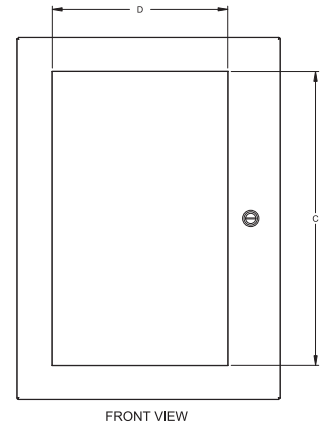
- Extra deep kits are designed to provide protection and easy access to components and equipment installed inside an enclosure.
- Maintain environmental protection level of Type 4, 4X and 12 as noted
- Frame is 14 guage mild steel or 316L stainless steel.
- Quarter turn latch for easy access.
- 2.5 inches of extra usable depth
- Oil resistant neoprene gasket ensures a watertight seal.
- Can be either left or right hand hinged.
- Window is 0.25" thick, UV Resistant Polycarbonate.
- Conveniently sized to allow mounting on the door of any Hammond Wallmount Series enclosure, or in any other Hammond enclosure with a suitable mounting surface.
- Mounting hardware and template are included.




BACK VIEW



SIDE VIEW



FRONT VIEW



BOTTOM VIEW

Part No.	Material	Overall Dimensions		Viewing Area			Latch Qty	Recommended Cut-Out Size	
		A	B	C	D	E			
1481WDH1418 <sup>1</sup>	Steel	12.19	14.56	8.00	9.17	2.75	1	9.19	11.56
1481WDH1612 <sup>1</sup>	Steel	14.19	8.14	10.00	2.75	2.75	1	11.19	5.14
1481WDH2016 <sup>1</sup>	Steel	18.19	12.14	14.00	6.75	2.75	1	15.19	9.14
1481WDH2416 <sup>1</sup>	Steel	22.19	12.14	18.00	6.75	2.75	1	19.19	9.14
1481WDH2420 <sup>1</sup>	Steel	22.19	16.14	18.00	10.75	2.75	1	19.19	13.14
1481WDH2430 <sup>1</sup>	Steel	22.19	26.14	18.00	20.75	2.75	1	19.19	23.14
1481WDH3024 <sup>1</sup>	Steel	28.19	20.14	24.00	14.75	2.75	2	25.19	17.14
1481WDH3624 <sup>1</sup>	Steel	34.19	20.14	30.00	14.75	2.75	2	31.19	17.14
1481WSSDH1418 <sup>2</sup>	Stainless Steel	12.19	14.56	8.00	9.17	2.75	1	9.19	11.56
1481WSSDH1612 <sup>2</sup>	Stainless Steel	14.19	8.14	10.00	2.75	2.75	1	11.19	5.14
1481WSSDH2016 <sup>2</sup>	Stainless Steel	18.19	12.14	14.00	6.75	2.75	1	15.19	9.14
1481WSSDH2416 <sup>2</sup>	Stainless Steel	22.19	12.14	18.00	6.75	2.75	1	19.19	9.14
1481WSSDH2420 <sup>2</sup>	Stainless Steel	22.19	16.14	18.00	10.75	2.75	1	19.19	13.14
1481WSSDH2430 <sup>2</sup>	Stainless Steel	22.19	26.14	18.00	20.75	2.75	1	19.19	23.14
1481WSSDH3024 <sup>2</sup>	Stainless Steel	28.19	20.14	24.00	14.75	2.75	2	25.19	17.14
1481WSSDH3624 <sup>2</sup>	Stainless Steel	34.19	20.14	30.00	14.75	2.75	2	31.19	17.14

<sup>1</sup> UL/ CSA Type 12 and Type 4

<sup>2</sup> UL/ CSA Type 12, Type 4 and Type 4x

Technical references and CAD downloads available at [www.hammondmfg.com](http://www.hammondmfg.com)

All dimensions in inches unless specified otherwise

Quality Products. Service Excellence.