

Legacy Hammond Modular Racks *1469 Series*



Note: This product line has been discontinued as a stocked series. Information is for reference only. It has been replaced with **C2 Series**. For alternative solution assistance, **contact Hammond here** or call: USA (716) 630-7030, Canada and International (519) 822-2960.



Features

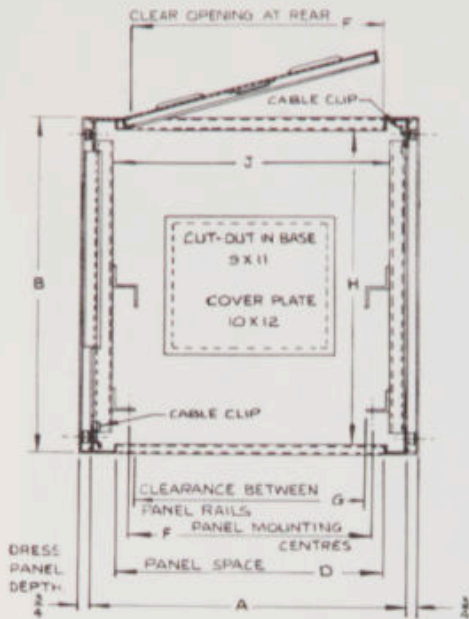
- Modular all welded 14 ga. formed steel frame with open sides.
- Removable louvered rear door, with square corners on concealed pin hinges with flush keyed lock (1427 B).
- Rack and dress panels have a modern angular appearance.
- May be joined to companion unit with six conveniently supplied bolts to form sturdy equipment housings.
- One set of 2 vertical 10 ga. panel rails drilled and tapped for 10-32 screws on standard EIA/RETMA rack spacing of 0.5-1.25" are fully adjustable on horizontal Amhal struts.
- Two adjustable 12 ga. Z rails mounted on Amhal struts.
- Two 0.75in x 1in conduit knock out provided in flange below rear door.
- Cut out in bottom 9x11" for cable or conduit entrance with bolted coverplate.
- Durable baked grey hammerlin enamel finish.
- Two stainless steel vertical dress trims covering panel screws and one horizontal top dress trim.
- One set of 8 wiring clips — 4 each front and rear.
- Corner wedge units have full height with removable rear cover-plates.



Please note that the 1469 series was discontinued over twenty (20) years ago and replacement parts are no longer available. Please consider our C2 or C4.

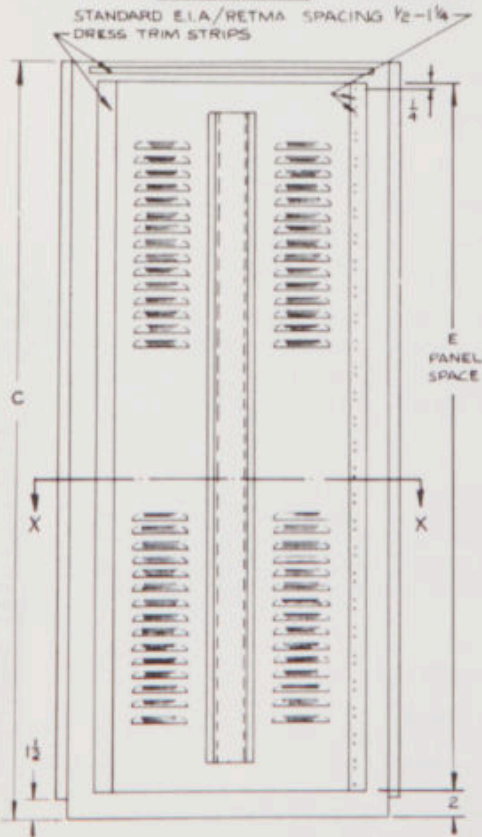
DIMENSIONS

Catalogue Number	A	B	C	D	E	F	G	H	J	Ship
										Wt.
										Lbs.
1469C2	22½	24	73½	19½	70	18½	17¾	22½	20¾	110
1469E2	22½	24	84	19½	80½	18½	17¾	22½	20¾	112
1469C4	27½	24	73½	24½	70	23½	22¾	22½	25¾	122
1469E4	27½	24	84	24½	80½	23½	22¾	22½	25¾	128

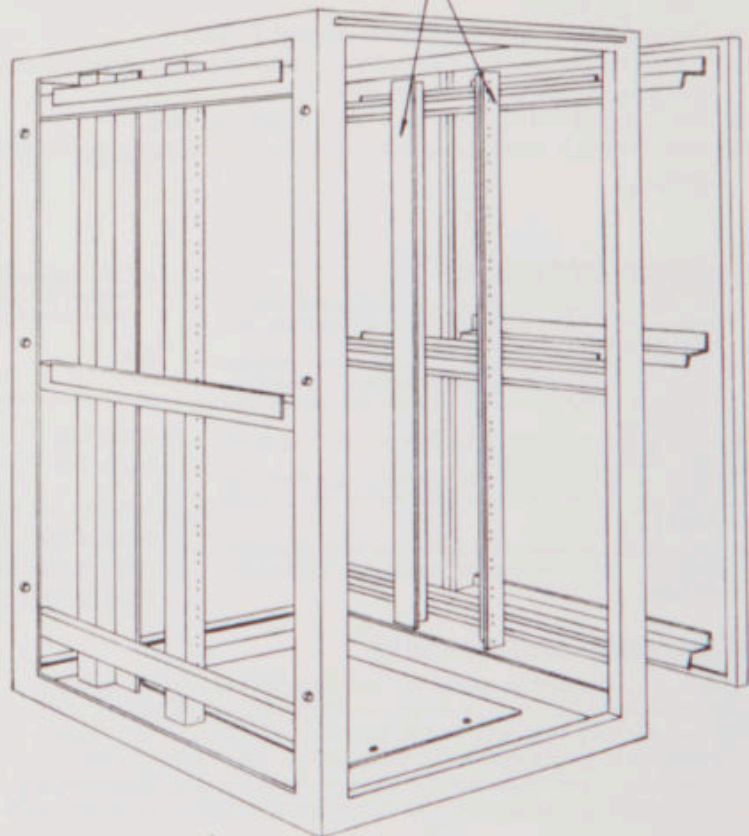


NOTE:
DRESS PANEL MOUNTING BRACKET, PART SHOWN ON LEFT HAND SIDE ONLY.

SECTION X-X



ADJUSTABLE PANEL RAIL
ADJUSTABLE SIDE SUPPORT RAIL



REAR DOOR AND 1/4 SIDE DRESS PANEL REMOVED FOR CLARITY

NOTES

If total panel space is used, remove front door for ease of installation.
All dimensions in inches.

NEW INFORMATION

WE RESERVE THE RIGHT TO REVISE THIS DESIGN WITHOUT PRIOR NOTICE.

EFFECTIVE DECEMBER 1966



HAMMOND MANUFACTURING COMPANY LIMITED

GUELPH • ONTARIO • CANADA



W3M467R

Data subject to change without notice.

