



Quality Products. Service Excellence.

## Type 4X Polycarbonate Junction Box (Solid and Clear Cover) *PCJ Series*

Non-Metallic Latch Cover



### Application

- Designed to insulate and protect controls and components in both indoor and outdoor conditions
- Ideal for industrial pump controls, waste water, irrigation control along with solar/wind and chemical plants

### Standards

- UL 508A Type 1, 2, 3, 4, 4X, 12 and 13
- CSA Type 1, 2, 3, 4, 4X, 12 and 13
- **Complies with**
  - NEMA Type 1, 2, 3, 4, 4X, 12 and 13
  - IEC 60529, IP66
  - Flamability V-O per UL 94
  - UV rating (f1) per UL746C - UV stabilized for outdoor use
  - Compliant with RoHS directive

### Construction

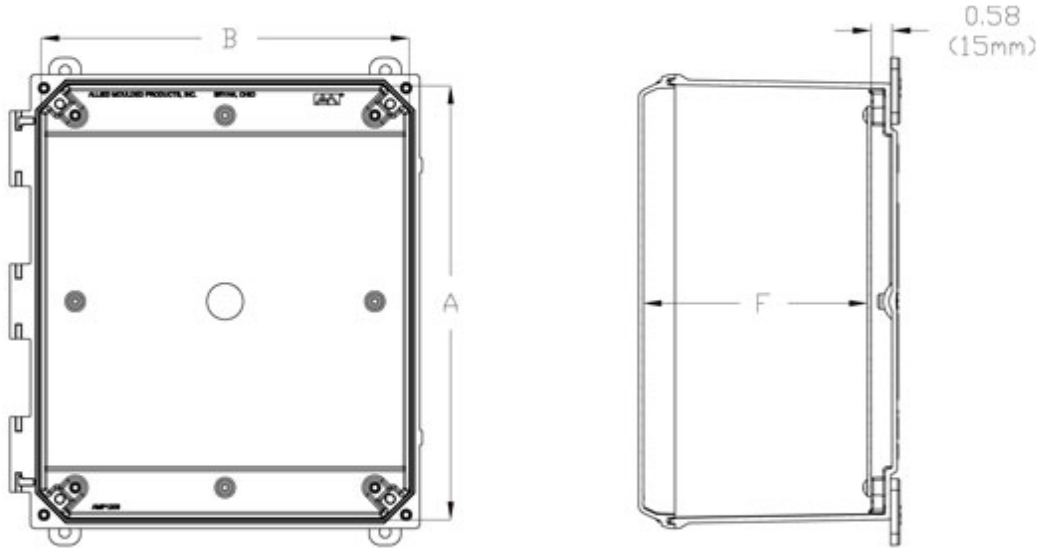
- Injection moulded polycarbonate thermoplastic enclosure with matching cover is easily punched, cut, or drilled
- Enhanced UV inhibitors protect against outdoor weathering
- Threaded brass inserts are provided for optional inner panel or terminal kit mounting. Mounting hardware is included
- Stainless steel 316 screw fasteners
- Door fasteners include a provision for padlocking on Snap Latches
- Enclosure available with clear Polycarbonate cover
- Molded hinge with 316 stainless steel pin
- Captive oil resistant gasket provides a positive seal
- Available with Polycarbonate flange or foot mount brackets for multi-directional mounting
- Operating temperatures between 130°C and - 35 °C (266°F to - 31 °F)
- Impact index of 16 J (12 ft/lb)
- For corrosion resistance information, please refer to table in the Technical Information section

### Finish

- Polycarbonate material has a Light gray finish
- Optional inner panels are available in white powder coated finished steel or unfinished aluminum, or Fiberglass

### Accessories

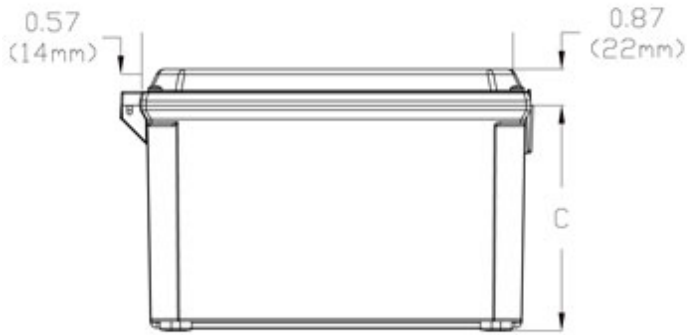
- Inner Panels
- Swing Panel



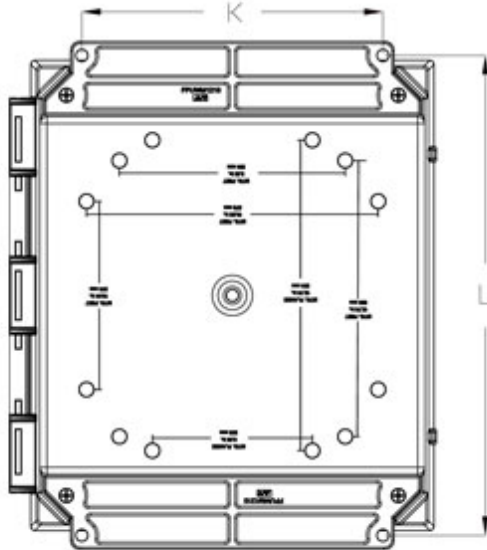
NOTE: COVER REMOVED FOR CLARITY

**Front View**

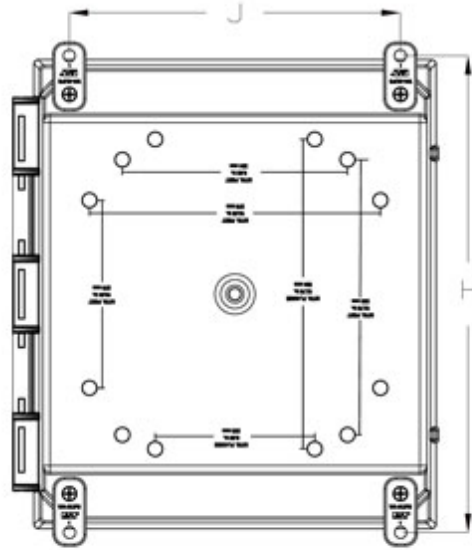
**Side View**



**End View**



**Rear View - Flanged Mount**



**Rear View - Foot Mount**

**Flanged**

Solid Cover	Clear Cover	Overall Dimensions			Panel Dimensions		Mounting Centers		Optional Steel
Flange	Flange	A	B	C	D	E	K	L (inches)	Inner Panel
Part No.	Part No.								Part No.
PCJ664NLF	PCJ664CCNLF	5.93	6.16	3.98	4.81	4.81	4.00	6.88 / 6.75	PCJR0505

Solid Cover Flange Part No.	Clear Cover Flange Part No.	Overall Dimensions			Panel Dimensions		Mounting Centers		Optional Steel Inner Panel Part No.
		A	B	C	D	E	K	L (inches)	
PCJ864NLF	PCJ864CCNLF	7.94	6.16	3.98	6.75	4.88	4.00	8.88 / 8.75	PCJR0705
PCJ884NLF	PCJ884CCNLF	7.94	8.15	3.98	6.75	6.88	6.00	8.75	PCJR0808
PCJ1084NLF	PCJ1084CCNLF	9.93	8.15	3.98	8.75	6.88	6.00	10.75	PCJR0907
PCJ1086NLF	PCJ1086CCNLF	9.93	8.15	5.98	8.75	6.88	6.00	10.75	PCJR0907
PCJ12104NLF	PCJ12104CCNLF	11.92	10.15	3.98	10.75	8.88	8.00	12.75	PCJR1109
PCJ12106NLF	PCJ12106CCNLF	11.92	10.15	5.98	10.75	8.88	8.00	12.75	PCJR1109
PCJ14126NLF	PCJ14126CCNLF	13.94	12.16	5.98	12.75	10.88	10.00	14.75 / 14.62	PCJR1311
PCJ16148NLF	PCJ16148CCNLF	15.98	13.98	7.81	14.75	12.88	12.00	17.75	14R1513
PCJ181610NLF	PCJ181610CCNLF	18.04	16.04	9.81	16.88	14.88	12.00	19.63/19.51	P1868

## Mounting Feet

Solid Cover Mounting Feet Part No.	Clear Cover Mounting Feet Part No.	Overall Dimensions			Panel Dimensions		Mounting Centers		Optional Steel Inner Panel Part No.
		A	B	C	D	E	J	H	
PCJ664NL	PCJ664CCNL	5.93	6.16	3.98	4.81	4.81	4.91	6.75	PCJR0505
PCJ864NL	PCJ864CCNL	7.94	6.16	3.98	6.75	4.88	4.91	8.75	PCJR0705
PCJ884NL	PCJ884CCNL	7.94	8.15	3.98	6.75	6.88	6.91	8.75	PCJR0808
PCJ1084NL	PCJ1084CCNL	9.93	8.15	3.98	8.75	6.88	6.91	10.75	PCJR0907
PCJ1086NL	PCJ1086CCNL	9.93	8.15	5.98	8.75	6.88	6.91	10.75	PCJR0907
PCJ12104NL	PCJ12104CCNL	11.92	10.15	3.98	10.75	8.88	8.82	12.70	PCJR1109
PCJ12106NL	PCJ12106CCNL	11.92	10.15	5.98	10.75	8.88	8.82	12.70	PCJR1109
PCJ14126NL	PCJ14126CCNL	13.94	12.16	5.98	12.75	10.88	10.82	14.70	PCJR1311
PCJ16148NL	PCJ16148CCNL	15.98	13.98	7.81	14.75	12.88	11.47	17.91	14R1513
PCJ181610NL	PCJ181610CCNL	18.04	16.04	9.81	16.88	14.88	13.72	19.91	P1868

Data subject to change without notice

© 2018. Hammond Manufacturing Ltd. All rights reserved.