



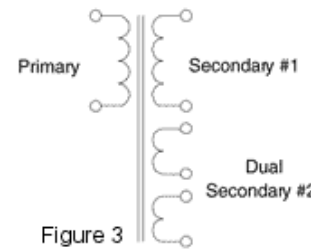
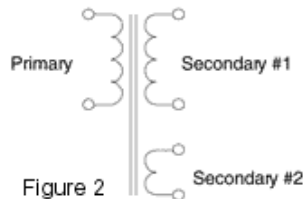
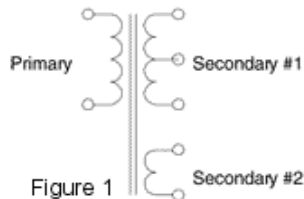
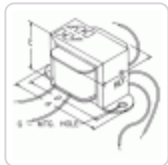
Quality Products. Service Excellence.

Plate & Filament or Bias - 6 VA to 83 VA 261-262 Series

115 V Primary

Features

- Primary 115 VAC, 60 Hz. (Except **261D6** & **261GE6** which are 115/230 50/60 Hz.)
- Designed for small power or bias supplies, test equipment, preamps etc.
- Models 261C6, 261D6, 261E6, and 261G6 can also be used with full wave C.T. rectifiers.
- Economical , two hole, channel bracket, chassis mount.
- Minimum 5" long leads.
- Convenient 6.3 or 12.6 volt filament/auxiliary winding.



Ask About
Custom
Transformers
& Chokes



Part No.	VA	A.C.	A.C. Filament	Schematic	Dimensions					Weight (Lbs)
		Secondary #1 RMS	Secondary #2 RMS	Figure # or PDF	A	B	C	D	G	
261C6	17.5	250V C.T. @ 45 ma	6.3V @ 1A	1	3.25	1.65	2.00	2.81	0.19	1
261D6	19.4	250V C.T. @ 50 ma	6.3V @ 1.1A	See PDF	-	-	-	-	-	1.5
261E6	29	250V C.T. @ 91 ma	6.3V @ 1A	1	3.69	1.85	2.31	3.13	0.19	1.7
261G6	45	250V C.T. @ 130 ma	6.3V @ 2A	1	4.00	2.25	2.63	3.56	0.19	2
261GE6	45	250V C.T. @ 130 ma	6.3V @ 2A	1	4.00	2.25	2.63	3.56	0.19	2
261M6	83	215V @ 269 ma	6.3V @ 4A	2	4.50	2.50	2.93	4.00	0.20 x 0.31	4
262A12	6	125V @ 15ma	12.6V @ 0.3A	See PDF	-	-	-	-	-	-
262B6	7	120V @ 43 ma	6.3V @ 0.3A	2	2.81	1.50	1.68	2.38	0.19	0.6
262B12	9	120V @ 45 ma	12.6V @ 0.3A	2	2.81	1.50	1.68	2.38	0.19	0.6
262B24	8	120V @ 27 ma	12/12V @ 0.2/0.2A	3	2.81	1.50	1.68	2.38	0.19	0.6
262D6	12	120V @ 53 ma	6.3V @ 0.9A	2	3.25	1.62	2.00	2.81	0.19	1
262D12	12	120V @ 53 ma	12.6V @ 0.45A	2	3.25	1.62	2.00	2.81	0.19	1
262E6	18	120V @ 87 ma	6.3V @ 1.2A	2	3.25	2.00	2.00	2.81	0.19	1.3
262E12	18	120V @ 87 ma	12.6V @ 0.6A	2	3.25	2.00	2.00	2.81	0.19	1.3
262F6	26	120V @ 140 ma	6.3V @ 1.5A	2	3.69	1.85	2.31	3.13	0.19	1.7
262F12	26	120V @ 140 ma	12.6V @ 0.75A	2	3.69	1.85	2.31	3.13	0.19	1.5

Data subject to change without notice

