
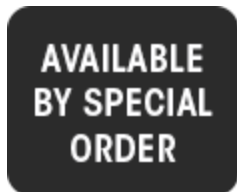



## 20° Rack Consoles 1564 Serie

Load rated to 600 lbs (272 kg)

 **Nota:** Esta línea de productos ha sido descatalogada como serie en stock. La información es sólo para referencia. Para obtener asistencia sobre soluciones alternativas, **contacte con Hammond aquí** o llame al EE.UU. (716) 630-7030, Canadá e Internacional (519) 822-2960.



 Available by special order.

### Features

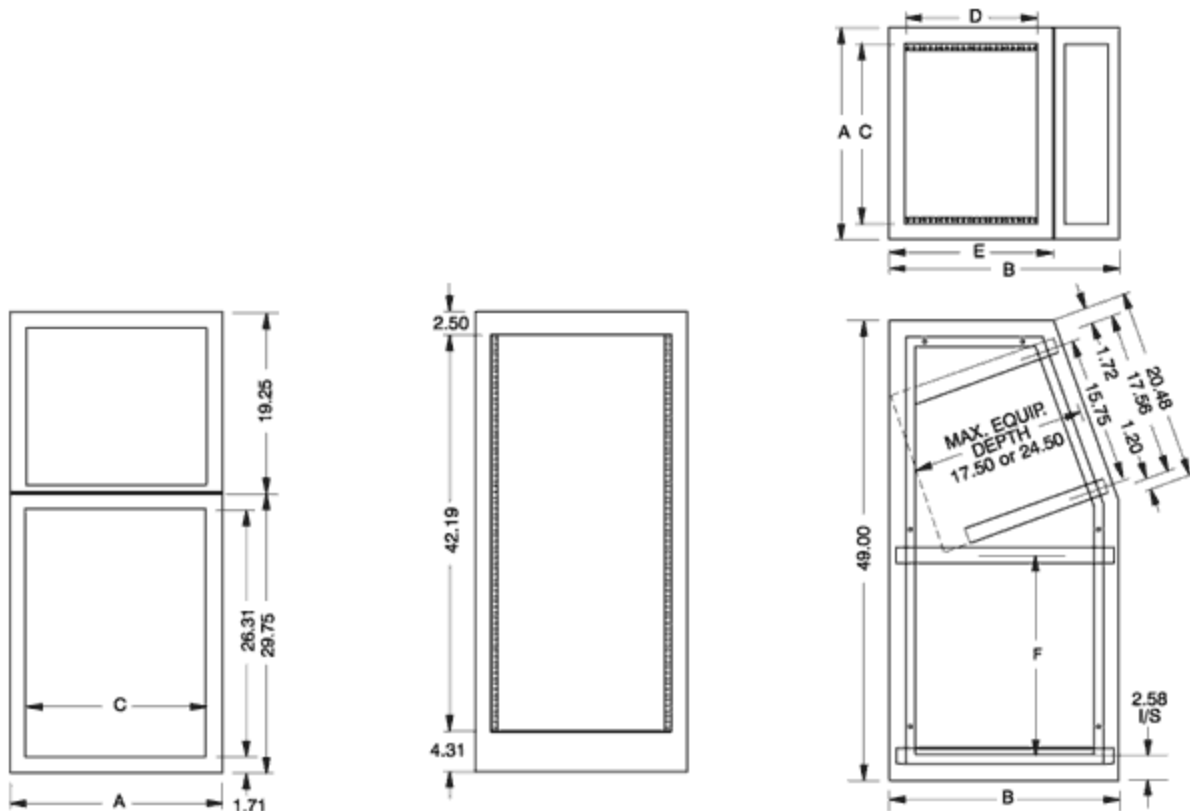
- Constructed in 14-gauge steel (frame) and 14-gauge steel (rails).
- Choice of two depths, 24.5", and 31.5" usable depth.
- 20° Sloped panel height of 17.5" (10 U).
- Front panel height of 26.25" (15U).
- Finished in textured RAL9005 black powder paint. Complies with the Greenguard guidelines for indoor air quality.
- 600 lbs (272 kg) **static load rating**.
- TAA-compliant for federal GSA schedule purchases within the USA.
- RoHS Compliant.
- Manufactured in North America within an ISO 9001:2015 certified facility.

### Unit is Shipped Complete with

- Two (2) pairs of EIA-compliant pre-installed upper and lower round hole-punched **combination rails**.
  - Starter pack of **1421N25** clip nuts
- One (1) Set of four (4) leveling feet

### Accesorios

- Rack Shelves
- Rack Panels for Rack Optimization
- Hardware for Rack Mounting Solutions
- We Manufacture PDUs and Outlet Strips
- Equipment Cooling
- Rack Mount Desk



### 1564 Frame and Side Panels

Part No.	Overall Dimensions			Mounting			Mounting Dimensions			
	Height	Width (A)	Depth (B)	Width (C)	E	F	Top (D) Fixed Rack Units	Upper Front Rack Units	Lower Front Rack Units	Rear Fixed Rack Units
1564A2BK1	49.89	22.56	24.50	19.06	17.50	21.31	8U	10U	15U	24U
1564B2BK1	49.89	22.56	31.50	19.06	24.50	19.56	12U	10U	15U	24U

Side Panels Sold in Pairs

### 1564 Doors

Door Type	Part No. Front Door	Part No. Rear Door
Solid	RSDF19026BK1	RSDF19042BK1
Louvered	RSDL19026BK1	RSDL19042BK1

Doors are constructed of 18 gauge steel and feature lockable latch.

### 1564 Top Panels

For Use	Rack	Part No.	Part No.	Part No.	Part No.	
With Frame	Units	Solid Panel	Vented Steel Panel	Raised Solid Panel	Solid Side Panel (Pair)	
1564A2BK1	8U	PBPS19014BK2	Qty 2 x	PPFS19007BK2	PBRS19014BK2	1564APBK1
1564B2BK1	12U	PBPS19021BK2	Qty 2 x	PPFS19010BK2	PBRS19021BK2	1564BPBK1

### 1564 Rack Rails

Part No.	Mounting Dimensions	
	Rack Units	Height
RSRC00017BK3	10U	17.00
RSRC00026BK3	15U	26.00

