

HANDLE KIT

BUL10173

REV. H

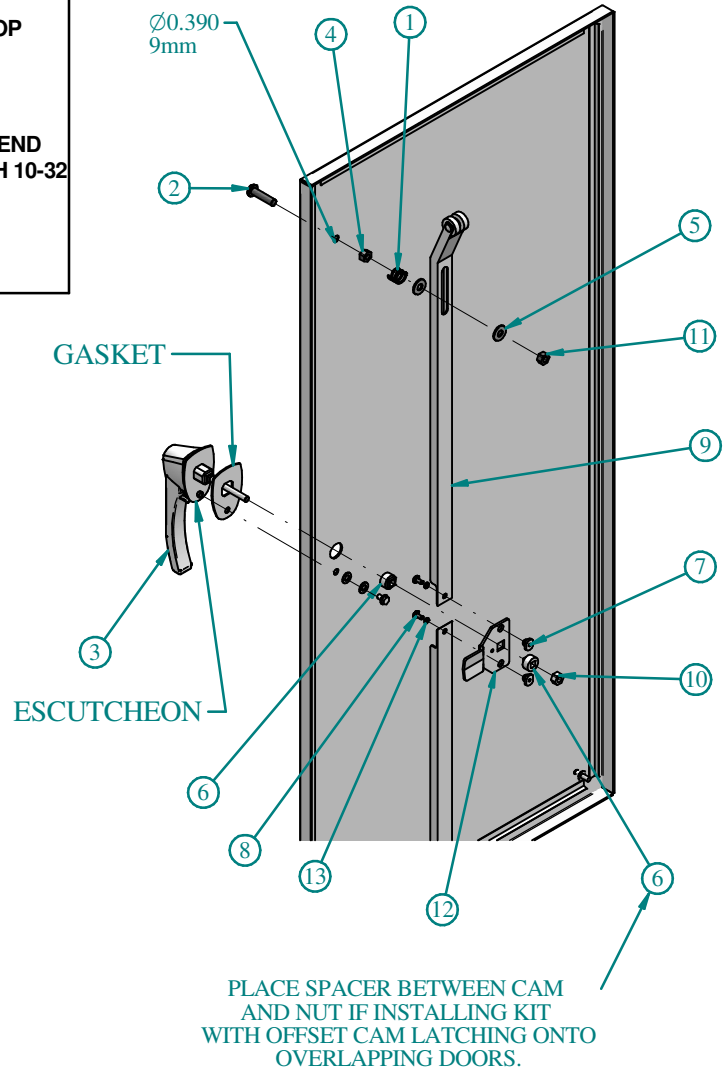
FOR SINGLE AND DOUBLE DOOR ENCLOSURES

- A) MARK AND DRILL DOOR TO DIMENSIONS SHOWN IN DRILL DETAIL.(FOR DOUBLE DOOR ENCLOSURES DRILL MASTER DOOR)
- B) MOUNT HANDLE (C/W GASKET) TO DOOR USING SCREWS, WASHERS, AND NUT SUPPLIED. DOOR CAN BE CLOCK-WISE OR COUNTER CLOCK-WISE BY CHANGING POSITION OF DOG LEG INSERT LOCATED UNDER HANDLE ESCUTCHEON.
- C) SLIP INTERNAL SPACER OVER SHAFT, SLIP CAM OVER SHAFT AND TIGHTEN DOWN WITH 10mm LOCK NUT. (FOR DOUBLE DOOR ENCLOSURES USE STRAIGHT CAM)
- D) MOUNT SCREW, NUT, SPRING, ADD WASHER INTO 0.390" Dia. HOLES TOP AND BOTTOM AS SHOWN.
- E) CUT LOCK RODS TO DESIRED LENGTH (SEE NOTE 1.) REDRILL 0.281 HOLES AT ENDS AND ADD NOTCHING (SEE PAGE 3). MOUNT SLOTTED END USING 3/8 LOCK NUT AND WASHER. MOUNT DRILLED END TO CAM WITH 10-32 SCREW AND NUT.
- F) ADJUST ALIGNMENT OF LOCK RODS BY TURNING SHOULDER NUT TO ACHIEVE DESIRED DOOR COMPRESSION AND LOCKING ACTION.

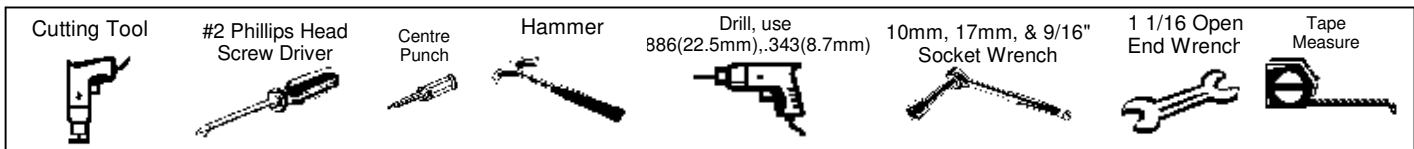
NOTE 1.) LOCK RODS ARE SUPPLIED TO SUIT 79.31" OPENING. FOR ENCLOSURES LESS THAN 79.31" CUT EACH ROD 1/2 THE DIFFERENCE IN OPENING.

eg: IF OPENING IS 18" SMALLER, THEN CUT 9" OFF EACH ROD.

Item Number	QTY	DESCRIPTION
1	2	SPRING-COMP. S.S 0.72ODX2LGX.06
2	2	SCREW 3/8-16X1.5 RND ZPYDC
3	1	PADLOCKING HANDLE
4	2	NUT 3/8-16 HEX ZP
5	4	WASHER FLAT 5/16 IN ZP
6	2	SPACER - 3/8" ALLEGIS
7	2	NUT SHLD STL ZP/YEL DI-CHRM
8	2	SCREW 10-32 X 3/8 BDHD SL ZP
9	2	LOCKROD - FORMED, SS
10	1	HEX NUT M10 CTR-LOCK
11	2	NUT 3/8-16 ST.PL.CENTERLOCK
12	1	LARGE BOX - OFFSET CAM
13	1	WASHER #10 LOCK ZP
13	1	WASHER #10 LOCK ZP



Tools Required:

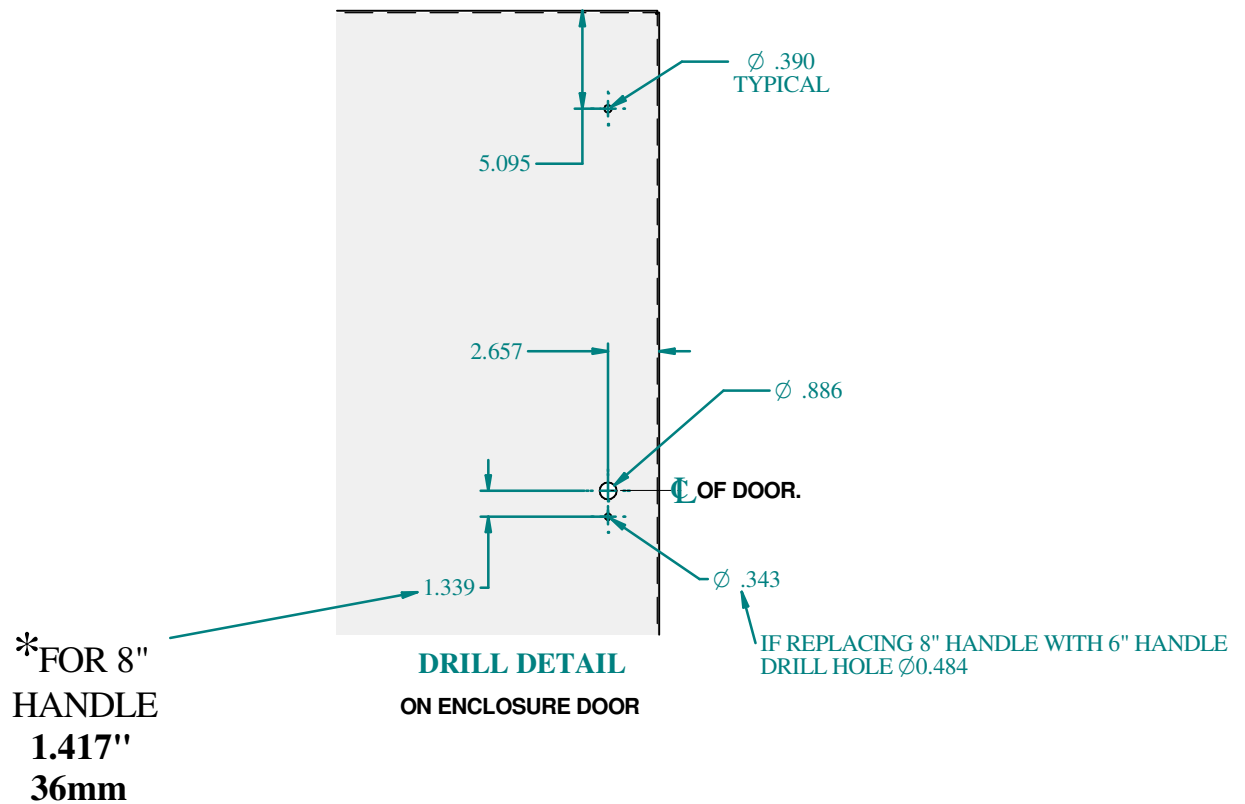


HANDLE KIT

BUL10173

REV. H

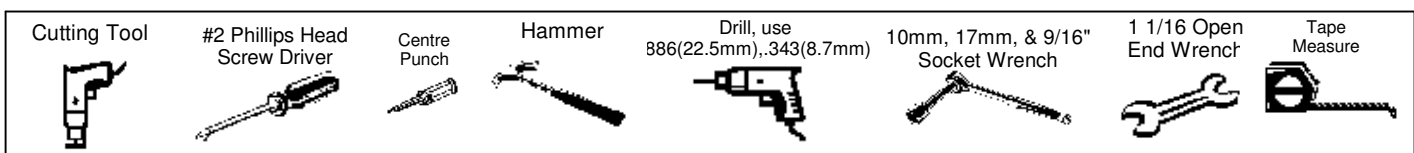
FOR SINGLE AND DOUBLE DOOR ENCLOSURES



MHKL3	6" HANDLE W/PADLOCK/KEYLOCK
MHK3	6" HANDLE W/PADLOCK
MHKD3	6" HANDLE W/PADLOCK/DEFEATER
MHKLSS3	6" SS HANDLE W/PADLOCK/KEYLOCK
MHKSS3	6" SS HANDLE W/PADLOCK
MHKDSS3	6" SS HANDLE W/PADLOCK/DEFEATER



Tools Required:

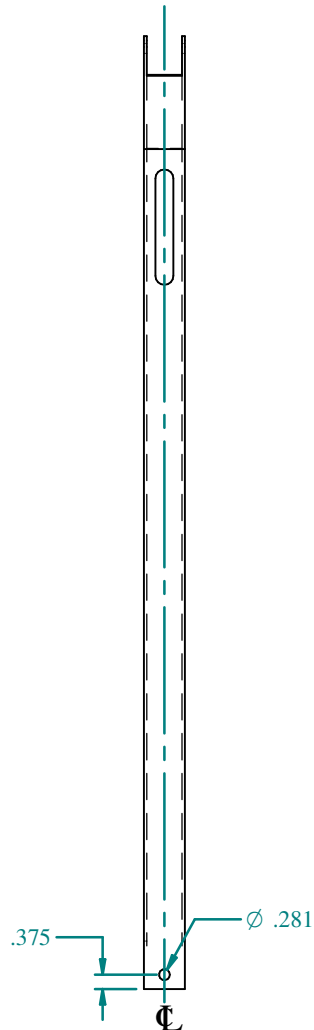


HANDLE KIT

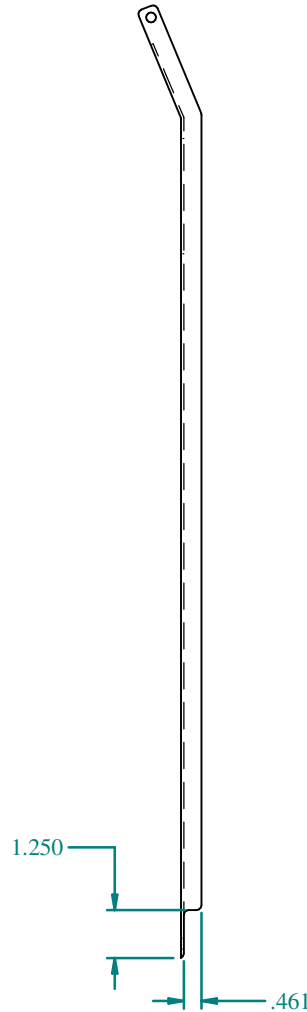
BUL10173

REV. H

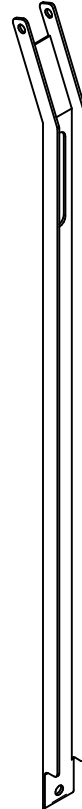
LOCK ROD MODIFICATION DETAIL



FRONT VIEW
(DRILL DETAIL)



SIDE VIEW
(NOTCHING DETAIL)



ISOMETRIC VIEW



Tools Required:

