


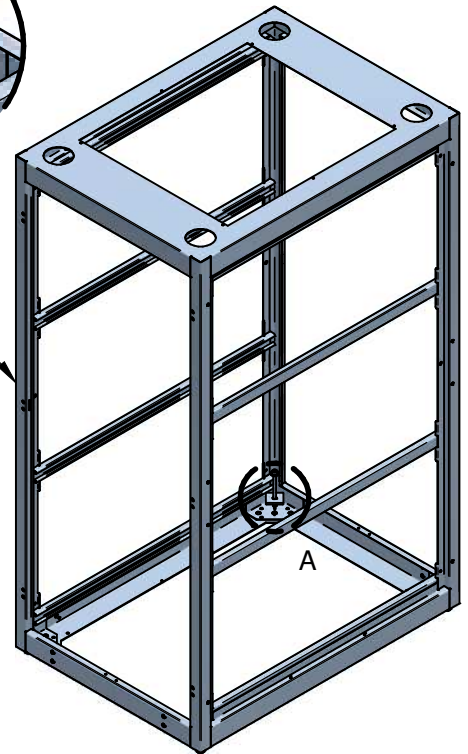
FOR C4/DC100/DCZ4/DRZ4/H1 - SERIES

Floor Mounting
(Required for Zone 4 Compliance)

The cabinet must be anchored to the floor at each corner using the hardware supplied (C4K-Z4), **casters and feet must be removed**. Drill (4) 3/8" holes minimum 3.88" deep and set anchor bolts with a 3.50" embedment at required locations.

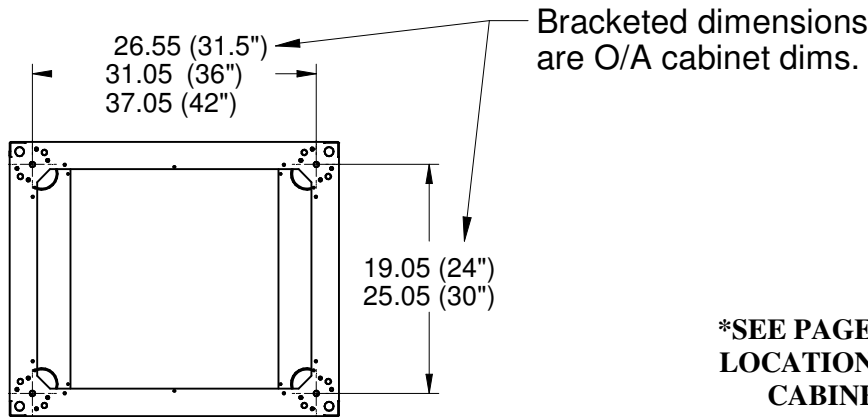


DETAIL A



C4 cabinet frame shown

Recommended Anchor Bolt Location
USE CABINET FRAME AS TEMPLATE



BOTTOM VIEW OF C4 CABINET

SEE PAGE 2 FOR BOLT LOCATIONS OF OTHER CABINET SIZES

High Seismic

The DCZ4/DRZ4 were independently tested and certified to exceed established Seismic Zone 4 Telcordia® GR-63-CORE testing standards. Dynamic (seismic) suggested load capacity of 1,000 lb. (453.6 kg) of equipment installed and 100 lb. (45.4 kg) of simulated cable weight on top for the DCZ4 cabinet and suggested load capacity of 800 lb. (362.9 kg) of equipment installed and 50 lb. (22.7 kg) of simulated cable weight on top for the DRZ4 2 post rack when secured using C4K-Z4 seismic bolt down kit.

Low Seismic

The seismic loading of the H1, C4, & DC100 cabinet series was determined in accordance with the International Building Code 2012 (IBC 2012) and ASCE 7-10 for Seismic Zones.

The H1, C4, and DC100 cabinet series was found structurally adequate to safely resist Seismic (earthquake) loads when supporting 1,000 lb of equipment evenly distributed.

The center of mass of the equipment must be no higher than the mid-height of the cabinet frame.

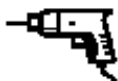


TOOL BOX



BOÎTE À OUTILS

Drill



Rubber Mallet

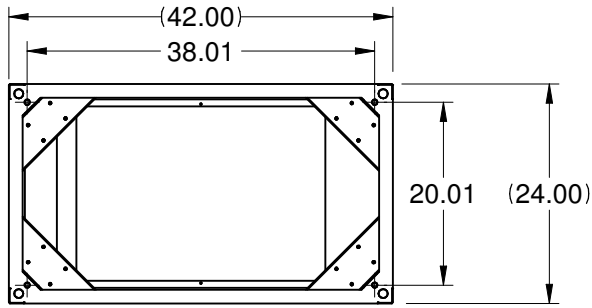


Socket Set

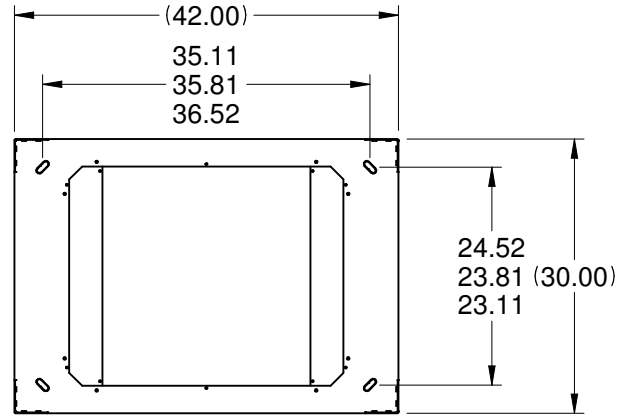


visit our website:
visitez notre site Web:

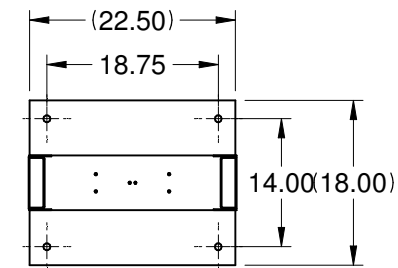
www.hammondmfg.com



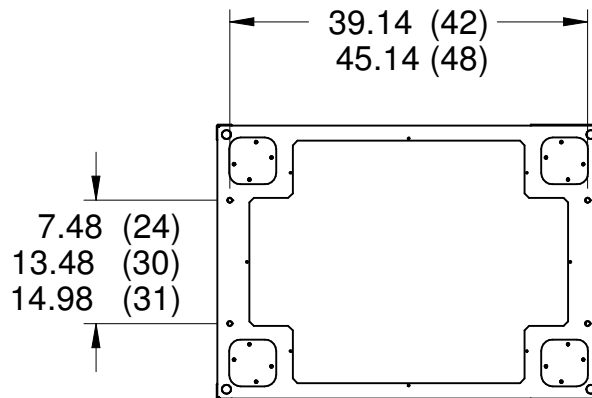
BOTTOM VIEW OF DC100 CABINET



BOTTOM VIEW OF DCZ4 CABINET



BOTTOM VIEW OF DRZ4



BOTTOM VIEW OF H1 CABINET

