


106 Series
MINIATURE EPOXY-POTTED AUDIO TRANSFORMER

106W

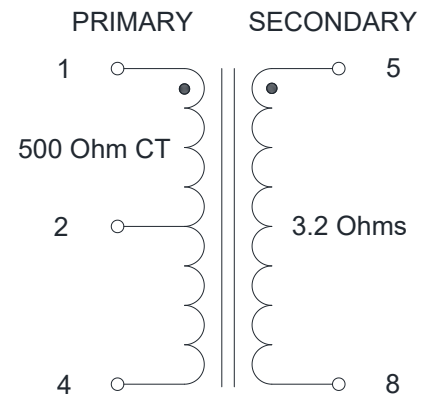
Features:

- Bifilar winding technique used on center tapped units for balanced resistive and capacitive characteristics.
- Rugged black epoxy potted construction produces a completely sealed unit withstanding severe environmental conditions including those of MIL-T-27 (Grade 5, Class S).
- Frequency response: $\pm 1.0\text{dB}$ 170Hz – 20KHz @ 20dBu
- P.C. board mount - square pin type (0.025" square typical)
- Peak working voltage rating : 200Vp-p
- Maximum operating altitude : 50,000 ft.
- Weight: 1.44 oz.

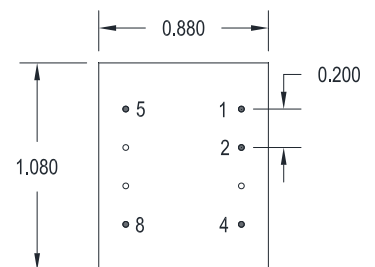
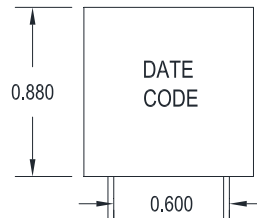
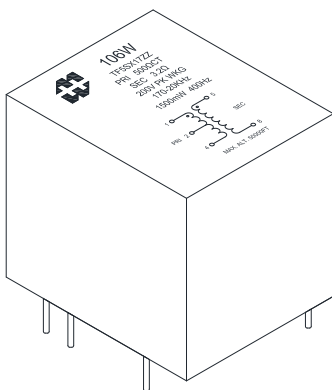
ELECTRICAL SPECIFICATIONS

Characteristics	Typical
PRI Impedance	500 Ohms CT
SEC Impedance	3.2 Ohms
Output Power	1500mW
DCR Pin 1 - 2	12.64 Ohms $\pm 15\%$
DCR Pin 2 - 4	12.60 Ohms $\pm 15\%$
DCR Pin 5 - 8	0.260 Ohms $\pm 15\%$
Dielectric Strength	500V RMS
Temperature class	105°C
PRI Inductance Impedance	
1V @ 1KHz OC	
Pin 1 - 4	545.8mH 4.596K Ohms
PRI Leakage Inductance	
1V @ 1KHz SC	
Pin 1 - 4	3.913mH

SCHEMATIC DIAGRAM



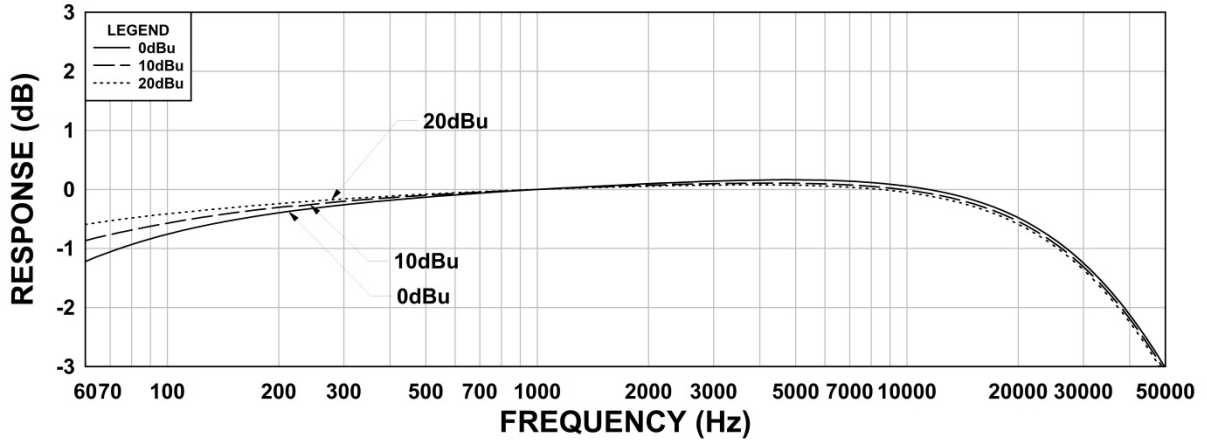
DIMENSIONAL DETAILS:



PERFORMANCE GRAPHS:

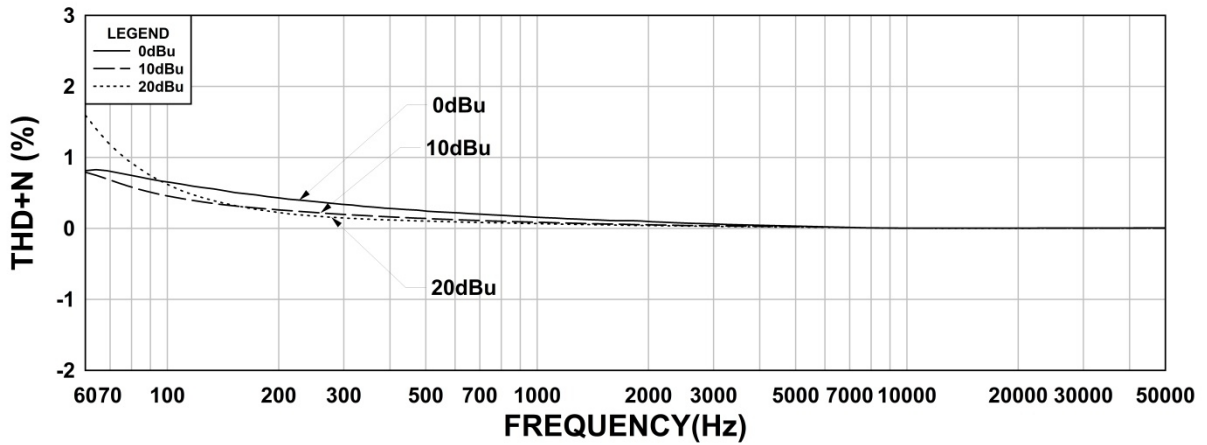
106W Frequency Response

RS = 500 Ohms RL = 3.2 Ohms @ 1KHz Reference



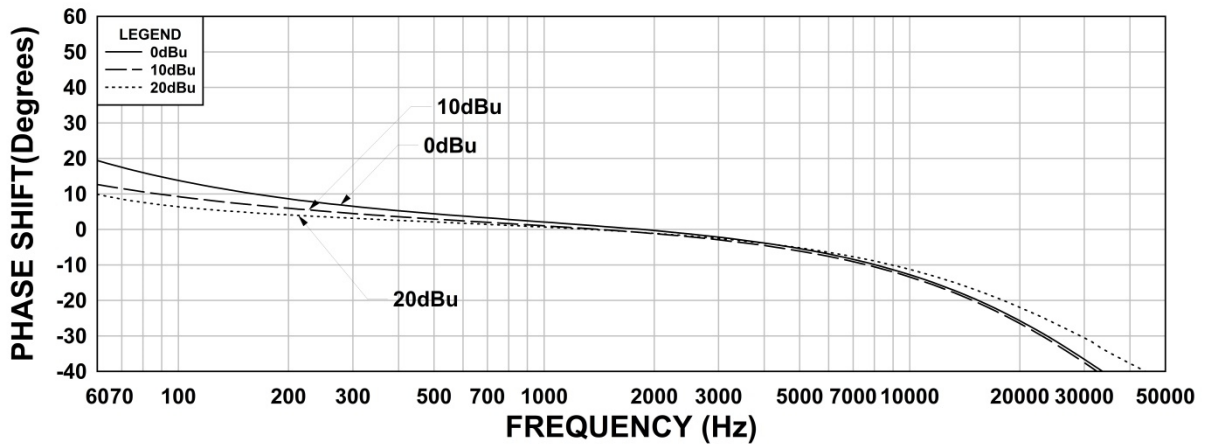
106W THD+N

RS = 500 Ohms RL = 3.2 Ohms @ 1KHz Reference



106W Phase Shift

RS = 500 Ohms RL = 3.2 Ohms @ 1KHz Reference



MEASUREMENT INSTRUMENTS

- dScope Series III Audio Analyzer
- Wayne Kerr 3255B with a 3265B Inductance Analyzer
- HP 4192a LF Impedance Analyzer
- Keithley 2010 DVM

**The results are typical and are subject to normal manufacturing and electrical tolerances.

TEST CONDITIONS

