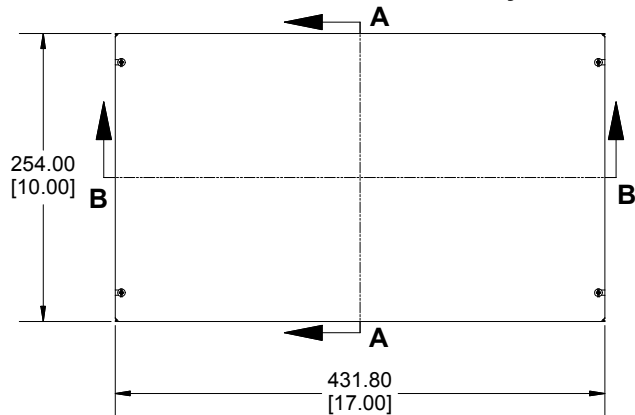
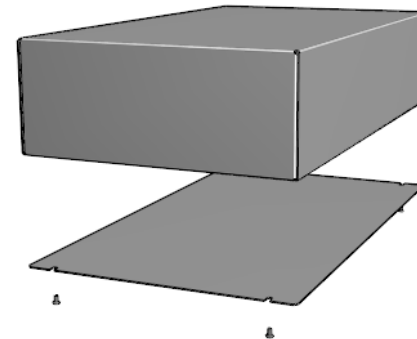
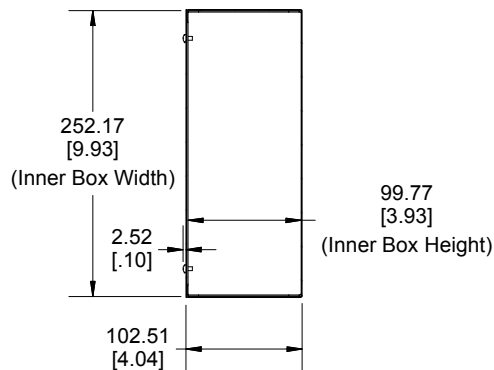


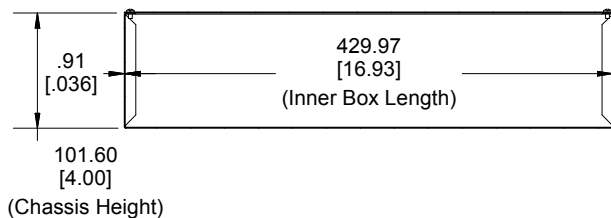
**Bottom View of Assembly**



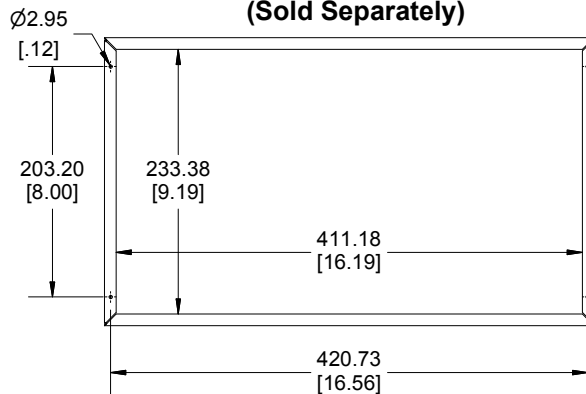
**SECTION A-A  
End View of Assembly**



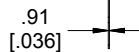
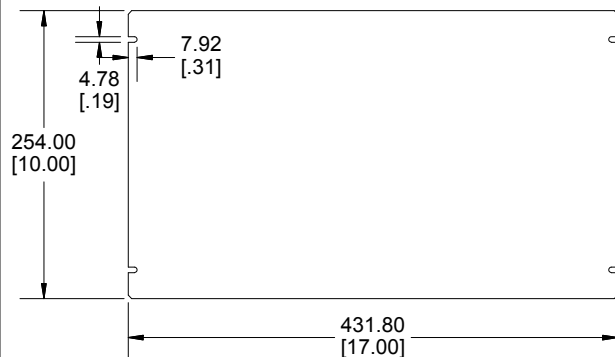
**SECTION B-B  
Side View of Assembly**



**Bottom View of Chassis  
(Sold Separately)**



**Bottom Plate  
(Sold Separately)**



Enclosures can be Factory Modified ( Milling, Drilling, Printing etc.)  
Contact Factory [mjm@hammondmfg.com](mailto:mjm@hammondmfg.com) for quotes  
Solid models of this enclosure available in STEP or IGES.

**NOTE**

All Components Sold Separately  
Chassis is Made of 0.036" Steel.  
Bottom Plate is Made of 0.036" Steel.

**PART NUMBERS**

1441-33 Enclosure	
ASA 61 Grey Chassis	1441-33
Satin Black Chassis	1441-33BK3
ACCESSORIES	
ASA 61 Grey Bottom Plate	1431-30
Satin Black Bottom Plate	1431-30BK3
Natural Finish Cover Screws (Pkg 6) [6-32 x 1/4" Self-Tapping Screws]	1421J6
Black Cover Screws (Pkg 6) [6-32 x 1/4" Self-Tapping Screws]	1421J6BK

**HAMMOND  
MANUFACTURING™**

**1441-33**

[www.hammondmfg.com](http://www.hammondmfg.com)

Dimensions:  
mm  
[inches]