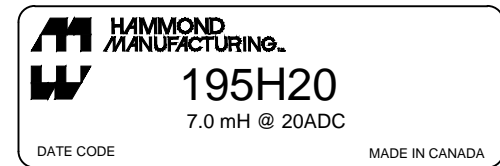
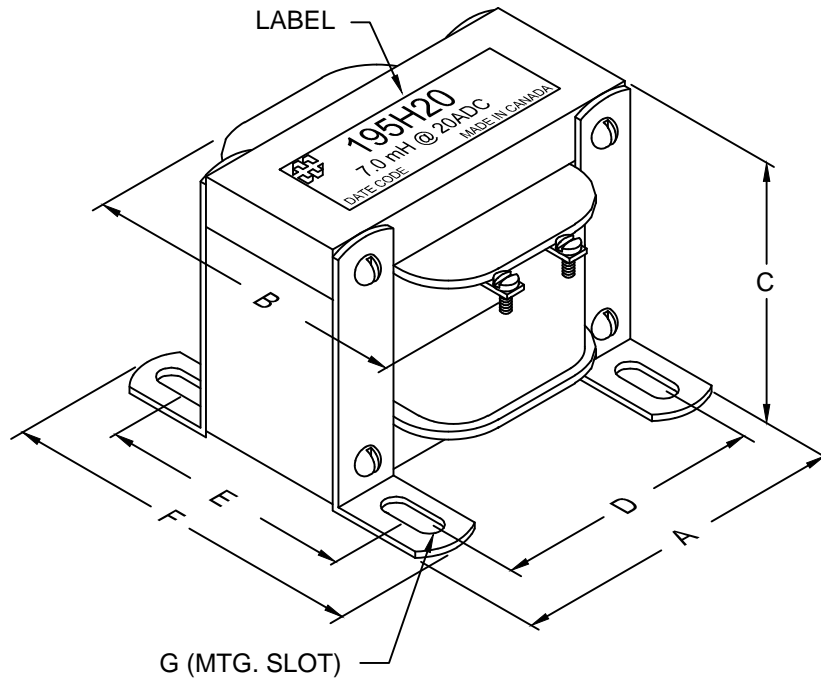
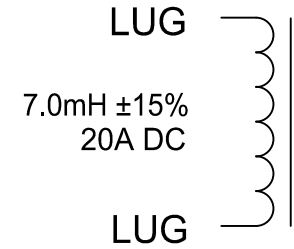


DIMENSIONS:

A	5.25" ±0.063
B	6.00" MAX.
C	4.435" ±0.063
D	4.375" ±0.063
E	3.625" ±0.063
F	4.75" ±0.063
G	0.281" X 0.563" ±0.015

SCHEMATIC



ELECTRICAL DATA:

TESTS	CONDITIONS	ACCEPTANCE CRITERIA
I _{ex}	@ 5V, 60Hz,	1.24 - 1.67A
Inductance	@ 20ADC =	7.0mH ± 15%
DCR	@ 20°C, LUG - LUG =	0.062 Ω ±20%
	OPERATING VOLTAGE	750 VAC max.
	OPERATING VOLTAGE	600 VDC max.
	OPERATING TEMPERATURE	CLASS B 130°C
HIPOT	PRIMARY - CORE	2500V, 60Hz, 1 SEC
WEIGHT		17 LBS.

PROPERTY AND COPYRIGHT NOTICE

THIS DRAWING AND THE INFORMATION IT CONVEYS ARE THE PROPERTY OF HAMMOND MANUFACTURING. IT MAY NOT BE REPRODUCED, TRANSMITTED OR USED IN ANY MANNER WHATSOEVER WITHOUT THE WRITTEN PERMISSION OF HAMMOND MANUFACTURING.

REV.#	REVISION	DATE		ELECTRONIC DIVISION 52 RANKIN PLACE, WATERLOO, ONTARIO, N2J 3Z5	PH # (519) 886-6181 FAX # (519) 886-9540
0	RELEASED.	11/25/2013			
			DWG. BY: C. BACK	CHK'D BY:	TITLE: HIGH CURRENT INDUCTOR
			DATE: 11/25/2013	APP'D. BY:	
				DIMENSIONS: IN(X) MM()	