



197 Series High Frequency Reactors

197AB20

Features:

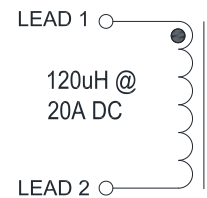
- High permeability core ideal for applications <50Khz
- High self-resonant frequency values
- Universal channel frame package for maximum versatility
- Insulated flexible leads 6" minimum
- Weight: 14 oz.



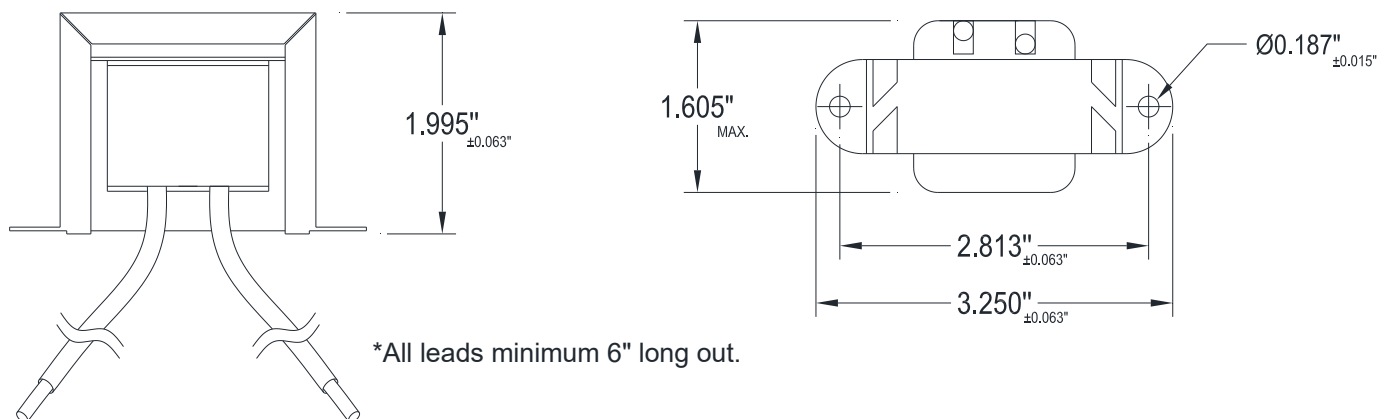
ELECTRICAL SPECIFICATIONS

Characteristic	Typical
Inductance with bias	0.120mH \pm 15% @ 20ADC
Operating Frequency	60Hz – 10KHz
Self-Resonant Frequency	1246.4 KHz
Impedance @ SRF	3.54K Ohms
Ripple Current	20% peak-to-peak
DCR	25m Ω \pm 15% @20°C
Dielectric Strength	2000V RMS
Temperature Range	-40 To 105°C
Core material	Carbonyl Iron Powder

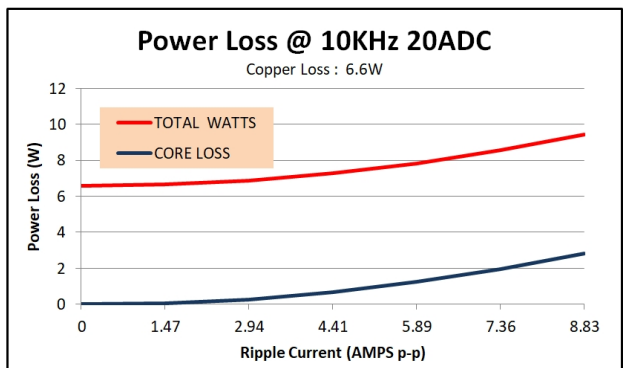
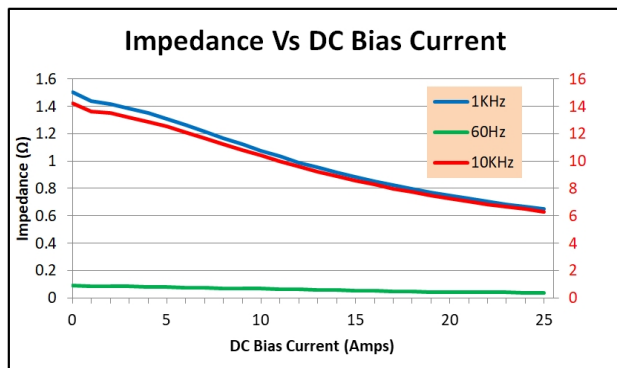
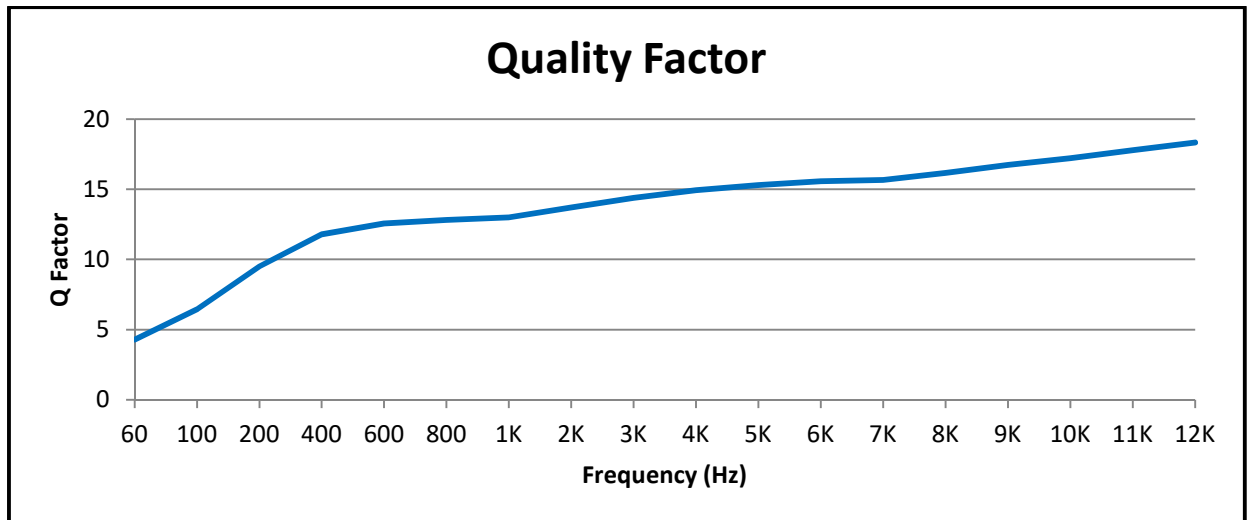
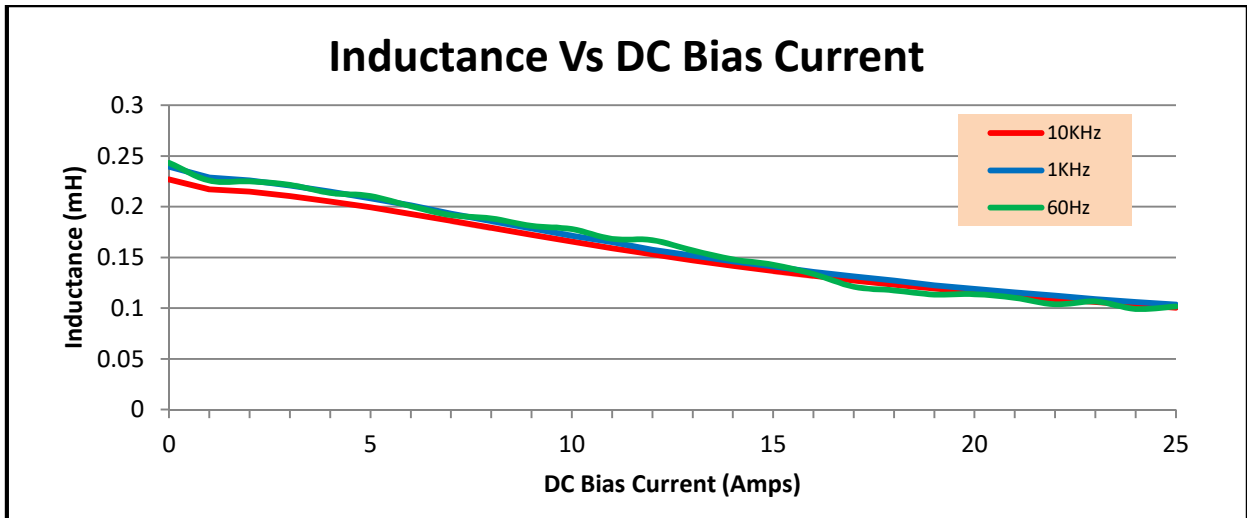
SCHEMATIC



DIMENSIONAL DETAILS:



PERFORMANCE GRAPHS:



MEASUREMENT INSTRUMENTS	TEST & DIMENSIONAL CONDITIONS
<ul style="list-style-type: none"> ▪ Voltech DC1000A Precision DC Bias Current Source ▪ Wayne Kerr 3255B with a 3265B Inductance Analyzer ▪ Agilent E4980A Precision LCR Meter ▪ HP 4192A LF Impedance Analyzer ▪ Keithley 2010 DVM 	<ol style="list-style-type: none"> 1. Performance graphs @2.0 volt AC drive. 2. Power loss computation from core manufacturer's data. 3. The results are typical and are subject to normal manufacturing and electrical tolerances. 4. Dimensional tolerance ±0.063" unless otherwise specified.