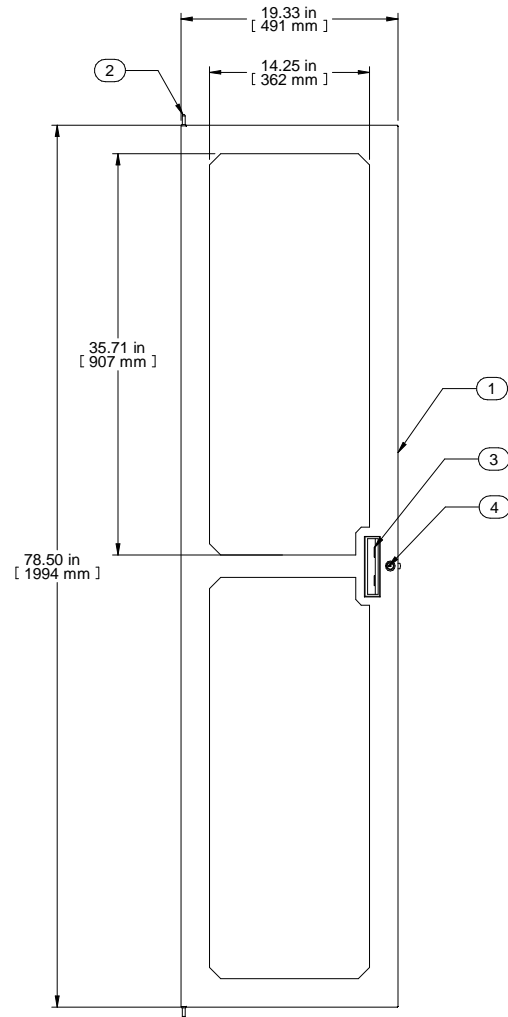
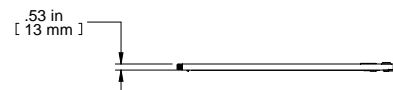


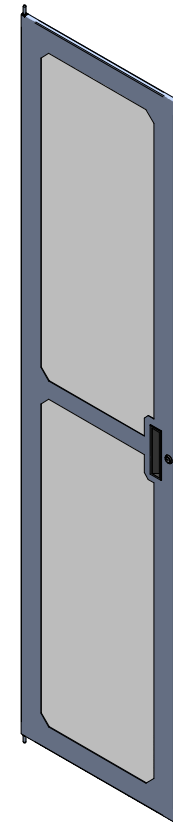
L.S. VIEW



FRONT VIEW



BOTTOM VIEW



ISOMETRIC

Item Number	Title	Quantity
1	C2 VENTED FLUSH DOOR 19X78	1
2	HINGE PIN 1/4" X 4-1/2" LG	2
3	BLACK PLASTIC HANDLE	1
4	LOC C/W .531 H CAM DWS220-9208	1

PART NUMBERS

CDF1978VBK1	PAINTED BLACK TEXTURED
CDF1978VLG1	PAINTED LIGHT GRAY TEXTURED

NOTES

See Hammond Website for More Information

Français

Pour tous les détails sur nos produits,

svp veuillez consulter notre site www.hammondmfg.com

Data subject to change without notice. Isometric drawing not to scale.

Les données sont sujettes à changement sans préavis.

HAMMOND MANUFACTURING®
www.hammondmfg.com
PART NO. **CDF1978V**