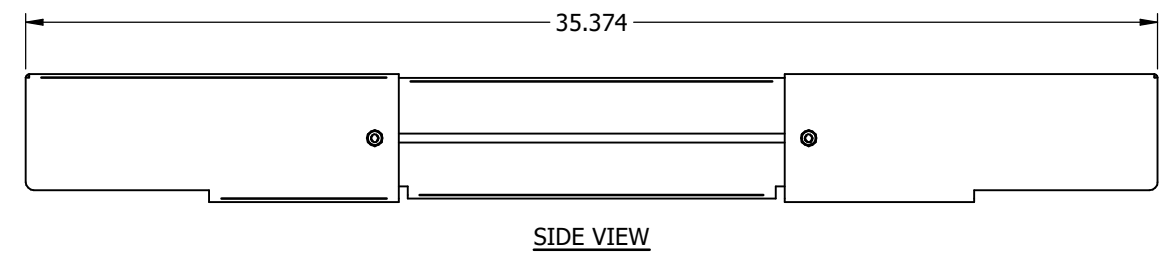

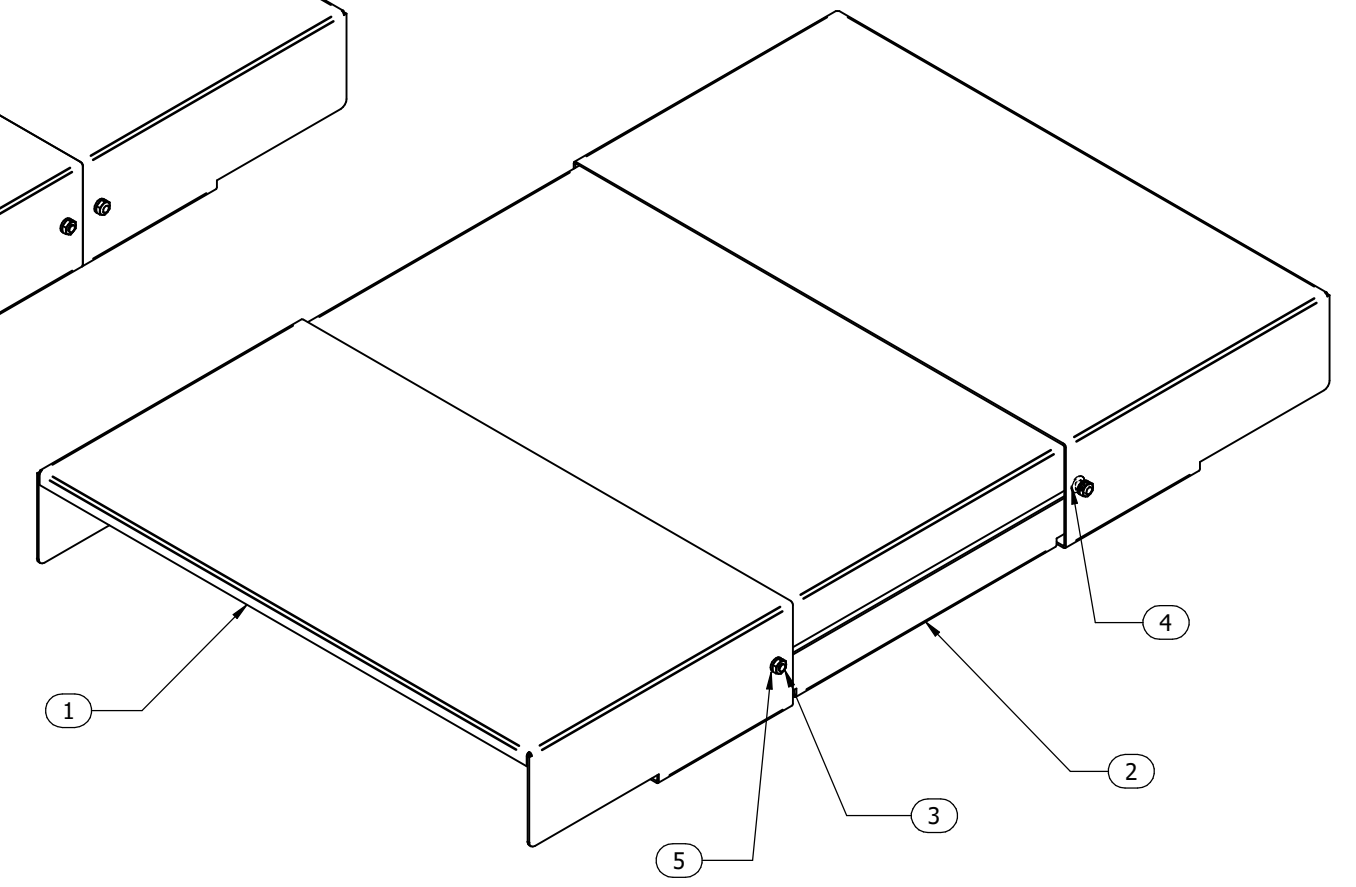
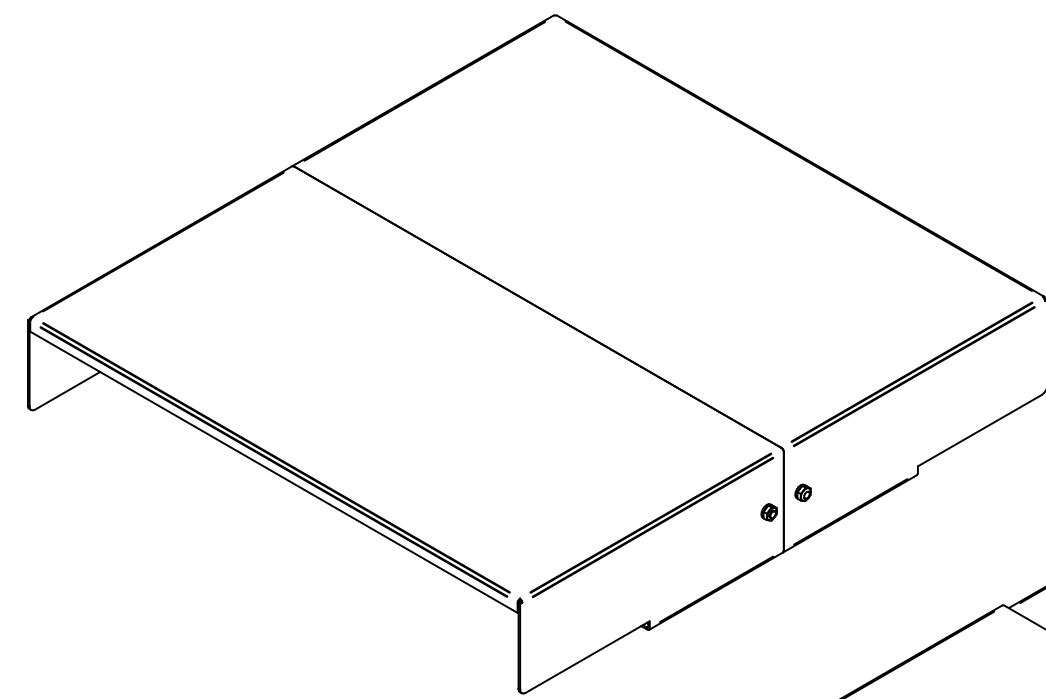
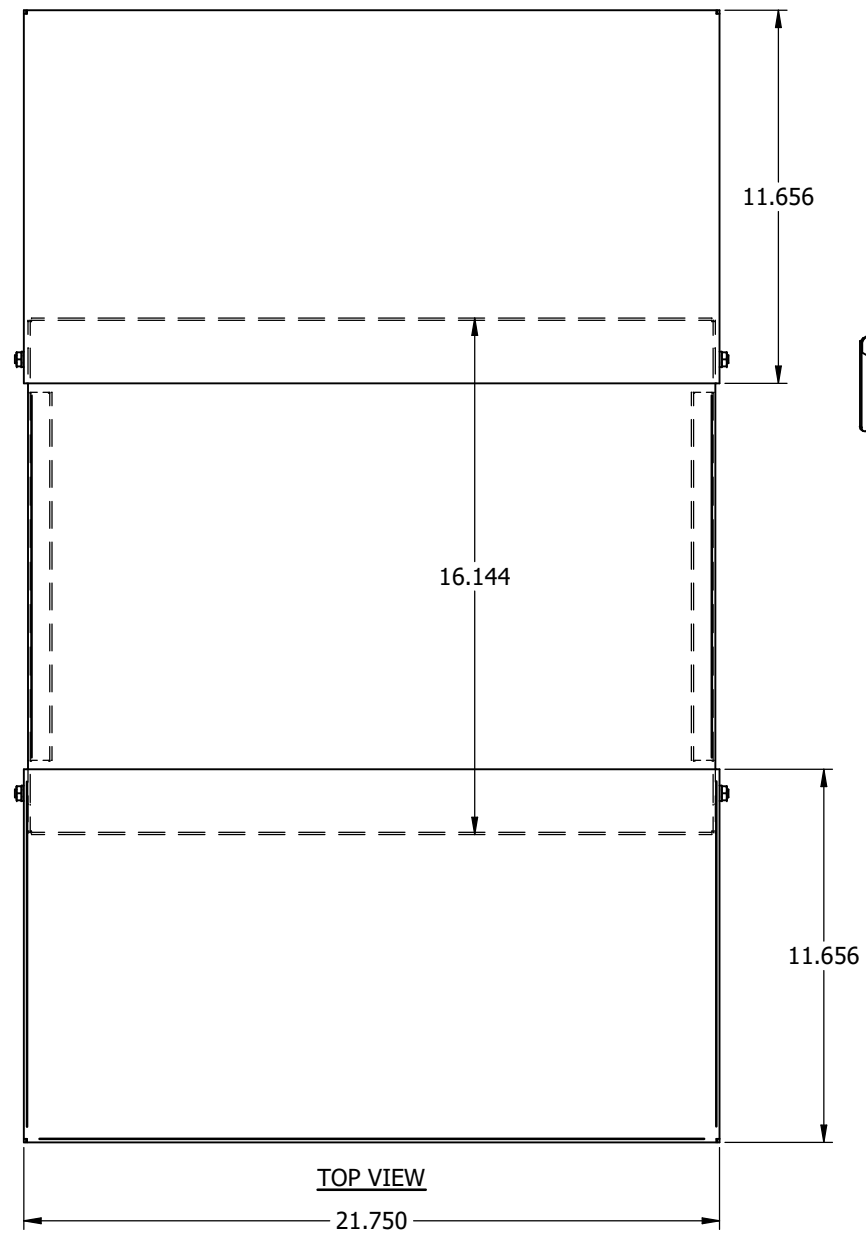


REV	ECN	DESCRIPTION	DATE	ENGR	CHK'D
A	N/A	RELEASED	AUG 22/17	AH	



- NOTES - UNLESS OTHERWISE SPECIFIED:
1. REMOVE ALL BURRS AND SHARP EDGES.
 2. FINISH: PAINTED BLACK (BK2)

Item Number	Document Number	Title	Quantity
1	SR1702608-1	36 TO 45 ADJ SHELF END	2
2	SR1702608-2	36 TO 48 ADJ SHELF CENTER	1
3	NTS165305	NUT 1/4-20 HEX ZP	4
4	SCS19496	SCREW 1/4-20 X 1/2 CARR. BOLT	4
5	WAL25180	1/4 SPLIT LOCK WASHER	4

UNLESS OTHERWISE SPECIFIED
ALL DIMENSIONS ARE SHOWN IN INCHES.

TOLERANCES - UNLESS OTHERWISE INDICATED:				
DIMENSION	UNDER 6"	6" TO 24"	OVER 24"	OVER 48"
FRACTION	± 1/32"	± 3/64"	± 1/16"	± 1/8"
.XX	± 0.04"	± 0.05"	± 0.06"	± 0.13"
.XXX	± 0.020"	± 0.020"	± 0.020"	± 0.030"
HOLE Ø	± 0.005"			
ANGLE	± 1°			

DWN	ahalliday	SHEET SIZE B
DATE	22-Aug-17	
CHK.		
AUTH.		
MAT'L	SEE COMPONENTS	
CAD DATA ONLY: DO NOT MANUALLY UPDATE		

N/A SR1701650 PART No. **SR1702608**
MODIFIED FROM NEXT ASSEMBLY

HAMMOND MANUFACTURING CO. LTD
Enclosure Group

THIS DRAWING IS PROPRIETARY INFORMATION OF
HAMMOND MFG. CO. LTD. NOT TO BE USED WITHOUT EXPRESSED
WRITTEN PERMISSION OF HAMMOND MFG. CO. LTD.

TITLE: **ADJUSTABLE BOTTOM SHELF
36" TO 48"**

SCALE: 1:6 DWG: SR1702608 SHEET: 1 OF 1