



PREMIUM QUICK FILTER

hammfg.com/PQF

A new easier way to
filter out dust & dirt

PQF

PREMIUM QUICK FILTER

► Attach ► Pull ► Secure



PQF200 = 8" sq

PQF300 = 12" sq

PQF400 = 16" sq

The PQF is a new way to filter out particulates and oily mist from an air inlet on your critical equipment. The magnetic strips allows easy, toolless installation with no interruption to your production time. It is installed on the outside of your equipment making it easy to see when the filter is clogged. Changing the filter is as easy as the installation. It takes less than 5 seconds and requires no training or shutdown procedure. Each PQF roll has 60 tearable, 200mm (8inch) sheets providing enough filter replacement for up to one year. It comes in three different lengths: 200mm (8inch), 300mm (12inch) and 400mm (16inch) and is suitable for a variety of applications and air inlet sizes.

VALUE AND BENEFITS

Increases the Life of Your Equipment & Reduces Down Time


- Provides a simple solution to one of the most common equipment failures - overheating caused by a clogged airflow path.
- Filters out harmful contaminants including oil mist, preventing clogging of the air-flow path and protecting your critical components from failure.
- Filters out oil residue from entering the equipment, which can lead to a sticky surface that attracts dust and particulates.
- No downtime or lockout-tagout procedure to install or replace filter.

Time Saving & Worry-free Solution


- Externally mounted making it easy to see when the filter is clogged and need to be replaced.
- Saves time by eliminating multiple trips to the warehouse to cut filter mat to size when changing out a clogged filter.
- No more messy washing of the filter using harmful chemicals. The clogged filter on the PQF can easily be torn off and disposed of.
- Studies show up to 30% savings on time and labor for maintenance of equipment.
- Suitable for use on any air-inlet opening on any type of equipment.

Easy Filter Install/Change in just 3 steps!

Installation



Attach

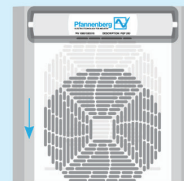


Pull



Secure

Changing the filter



Pull



Tear



Secure

Quick, Easy Installation & Filter Replacement

- No drilling, tapping or gluing needed for installation.
- Comes in a variety of lengths to fit all air-inlet sizes and applications.
- The magnetic installation allows the filter to be installed vertically, horizontally or in any other position to fit around your equipment.
- Install and change filter in three easy steps:
- Installation: Attach – Pull – Secure
- Change out: Pull – Tear – Secure
- It takes no more than 5 seconds to install and change-out the filter.